REDISTRICTING PARTNERS

City of West Sacramento

"4A Rev 3 w/Rivers Intact" ID: 126992

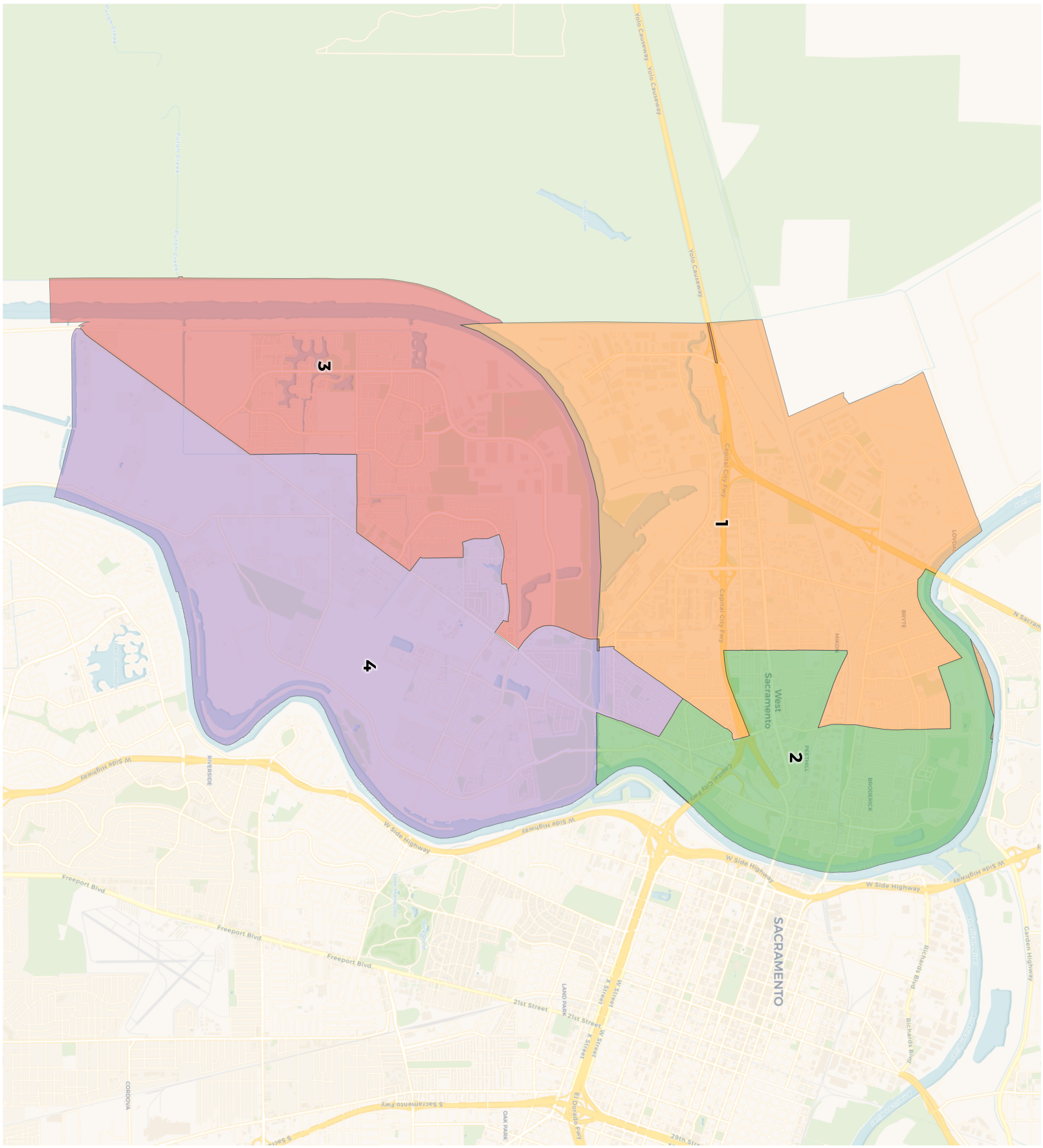

REDISTRICTING PARTNERS

City of West Sacramento

"4A Rev 3 w/Rivers Intact" ID: 126992

2020 Census

	1	2	3	4
Population	14,175	13,653	13,177	13,072
Deviation	656	134	-342	-447
Deviation %	4.9%	1.0%	-2.5%	-3.3%
Other	6,550	6,034	7,067	7,435
Other %	46.2%	44.2%	53.6%	56.9%
Latino	5,976	5,465	2,948	2,935
Latino %	42.2%	40.0%	22.4%	22.5%
Asian	1,120	1,365	2,408	2,251
Asian %	7.9%	10.0%	18.3%	17.2%
Black	529	789	754	451
Black %	3.7%	5.8%	5.7%	3.5%

Citizen Voting Age Population (CVAP)

	1	2	3	4
Total CVAP	8,208	7,804	8,702	8,830
Other CVAP	4,776	4,369	5,522	5,982
Other CVAP %	58.2%	56.0%	63.5%	67.7%
Latino CVAP	2,239	2,220	1,424	1,262
Latino CVAP %	27.3%	28.4%	16.4%	14.3%
Asian CVAP	613	568	1,137	1,362
Asian CVAP %	7.5%	7.3%	13.1%	15.4%
Black CVAP	580	647	619	224
Black CVAP %	7.1%	8.3%	7.1%	2.5%

REDISTRICTING PARTNERS

City of West Sacramento

"4A Rev 3 w/Rivers Intact" ID: 126992

District 1

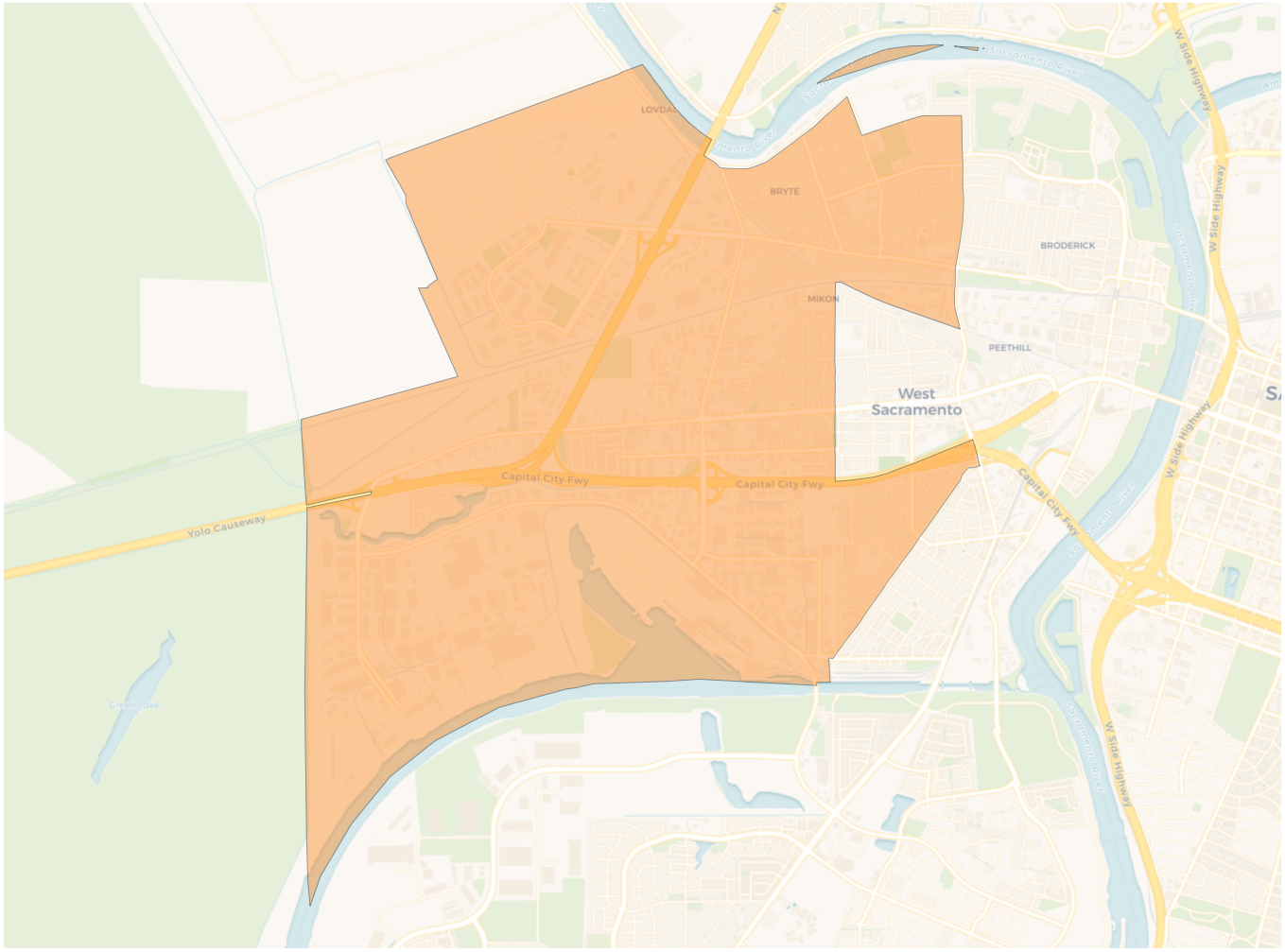

2020 Census

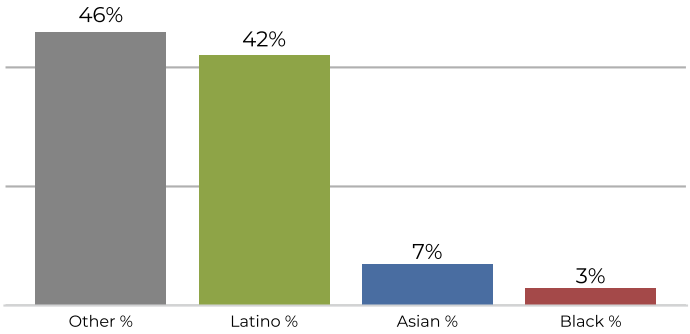

Citizen Voting Age Population

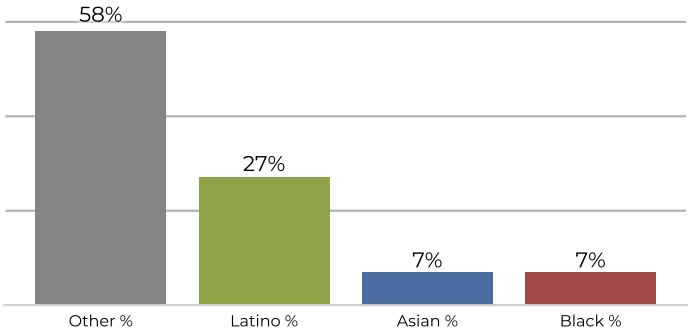

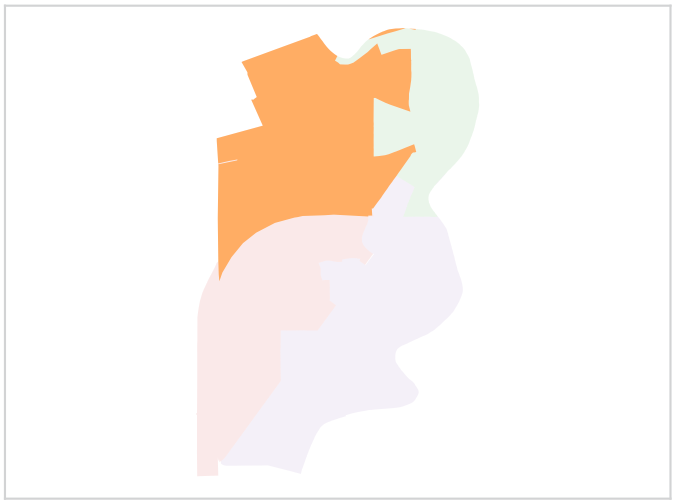

Population	Deviation	Deviation %	Other	Other %	Latino	Latino %	Asian	Asian %	Black	Black %
14,175	656	4.9%	6,550	46.2%	5,976	42.2%	1,120	7.9%	529	3.7%

Total CVAP	Other CVAP	Other CVAP %	Latino CVAP	Latino CVAP %	Asian CVAP	Asian CVAP %	Black CVAP	Black CVAP %
8,208	4,776	58.2%	2,239	27.3%	613	7.5%	580	7.1%

REDISTRICTING PARTNERS

City of West Sacramento

"4A Rev 3 w/Rivers Intact" ID: 126992

District 2

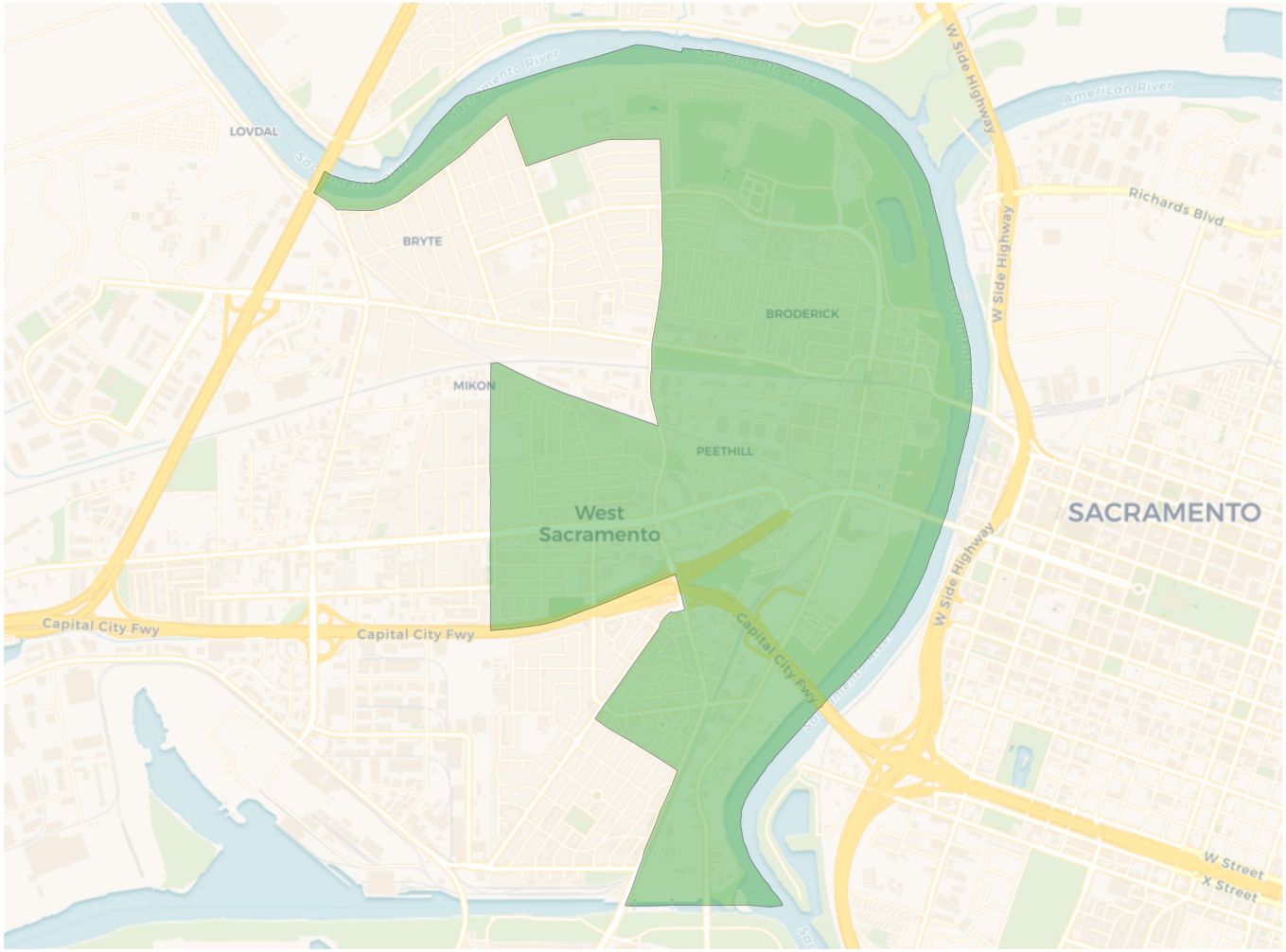

2020 Census

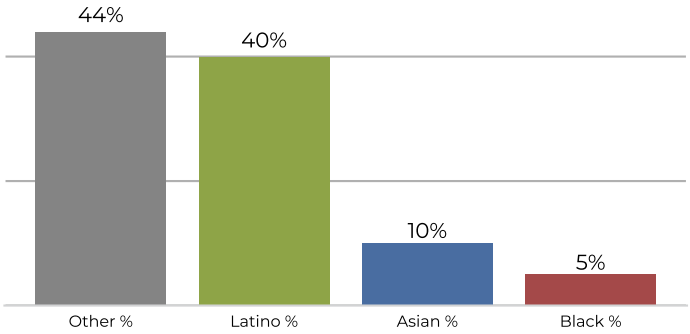

Citizen Voting Age Population

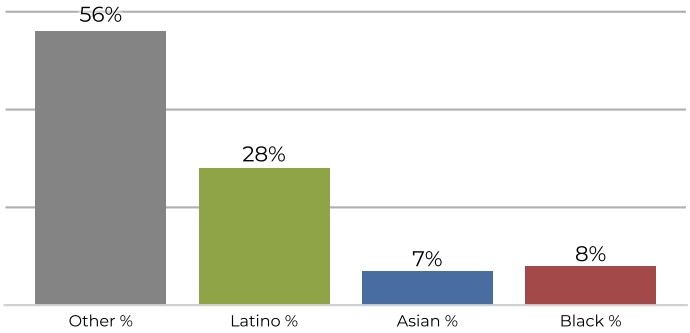



Population	Deviation	Deviation %	Other	Other %	Latino	Latino %	Asian	Asian %	Black	Black %
13,653	134	1.0%	6,034	44.2%	5,465	40.0%	1,365	10.0%	789	5.8%

Total CVAP	Other CVAP	Other CVAP %	Latino CVAP	Latino CVAP %	Asian CVAP	Asian CVAP %	Black CVAP	Black CVAP %
7,804	4,369	56.0%	2,220	28.4%	568	7.3%	647	8.3%

REDISTRICTING PARTNERS

City of West Sacramento

"4A Rev 3 w/Rivers Intact" ID: 126992

District 3

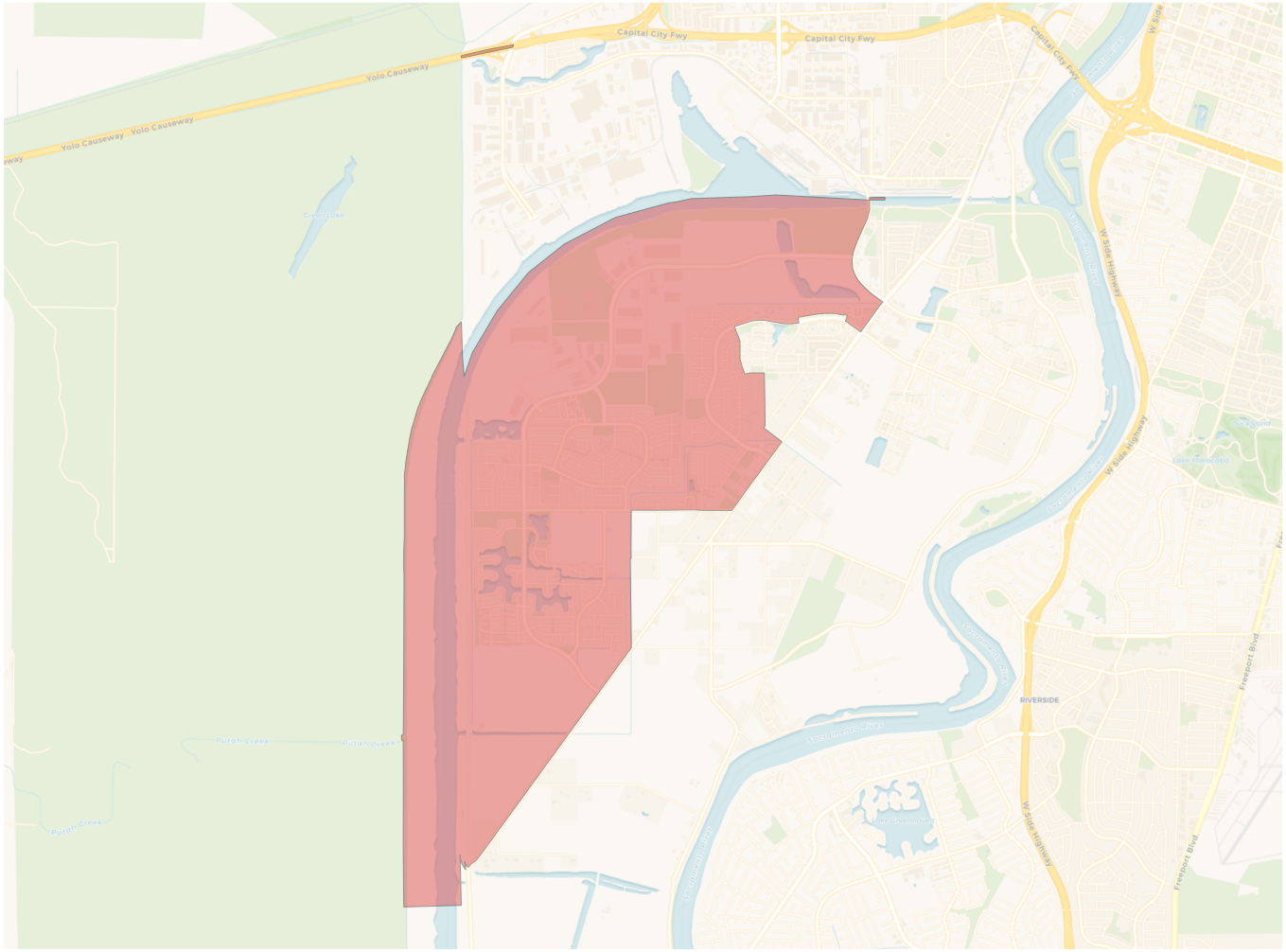

2020 Census

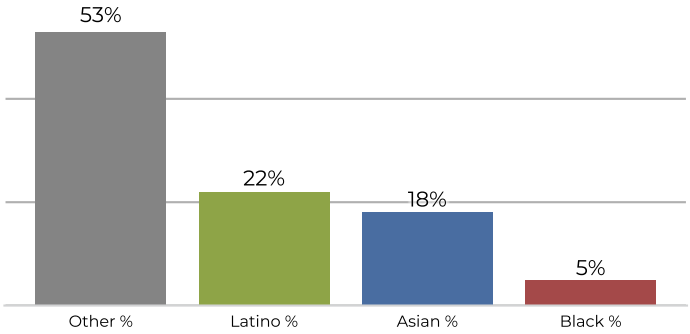

Citizen Voting Age Population

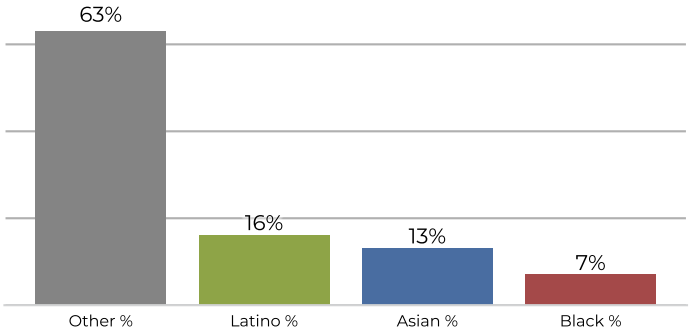

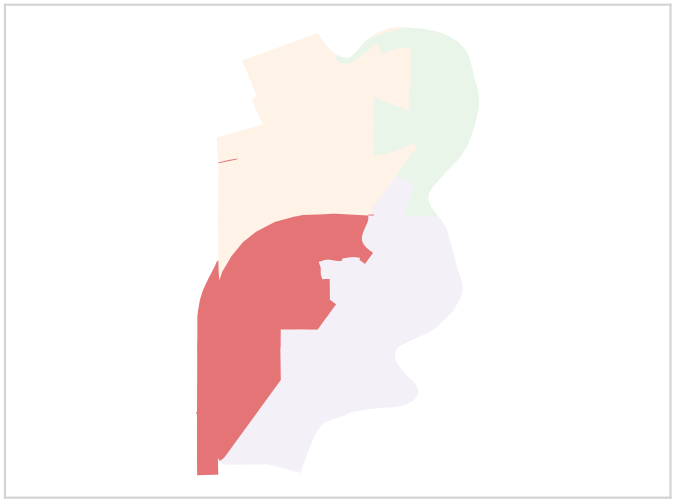

Population	Deviation	Deviation %	Other	Other %	Latino	Latino %	Asian	Asian %	Black	Black %
13,177	-342	-2.5%	7,067	53.6%	2,948	22.4%	2,408	18.3%	754	5.7%

Total CVAP	Other CVAP	Other CVAP %	Latino CVAP	Latino CVAP %	Asian CVAP	Asian CVAP %	Black CVAP	Black CVAP %
8,702	5,522	63.5%	1,424	16.4%	1,137	13.1%	619	7.1%

REDISTRICTING PARTNERS

City of West Sacramento

"4A Rev 3 w/Rivers Intact" ID: 126992

District 4

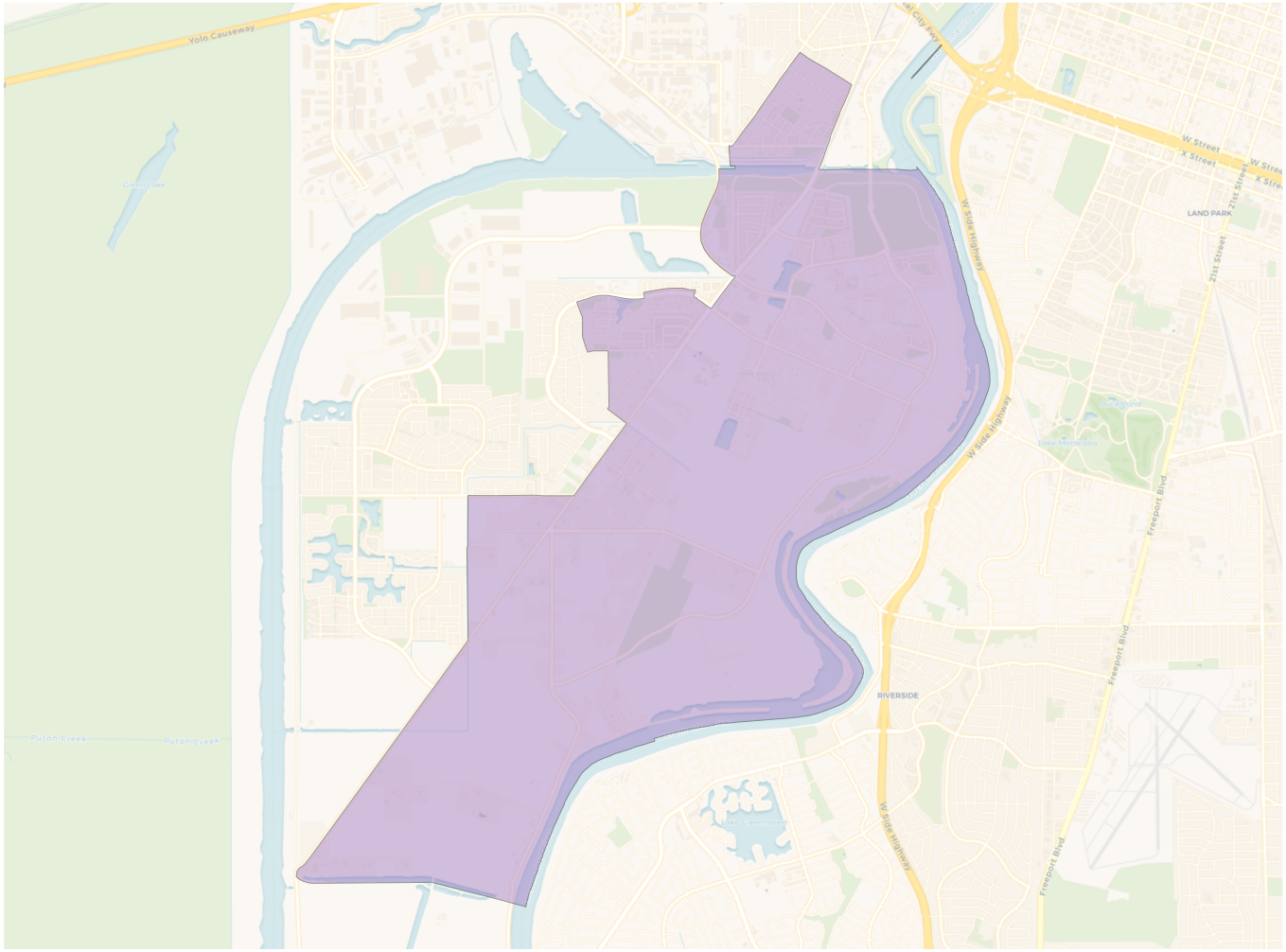

2020 Census

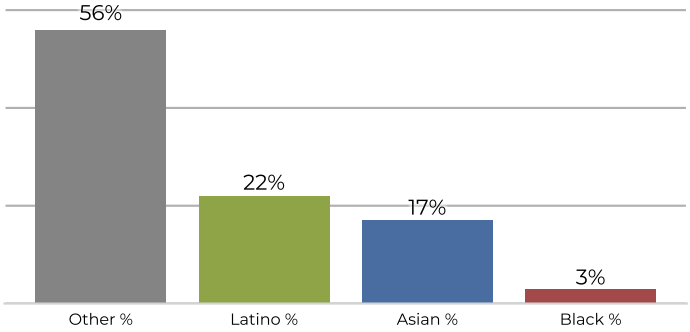

Citizen Voting Age Population

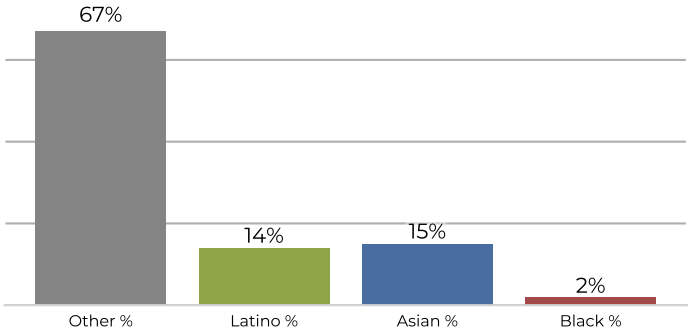

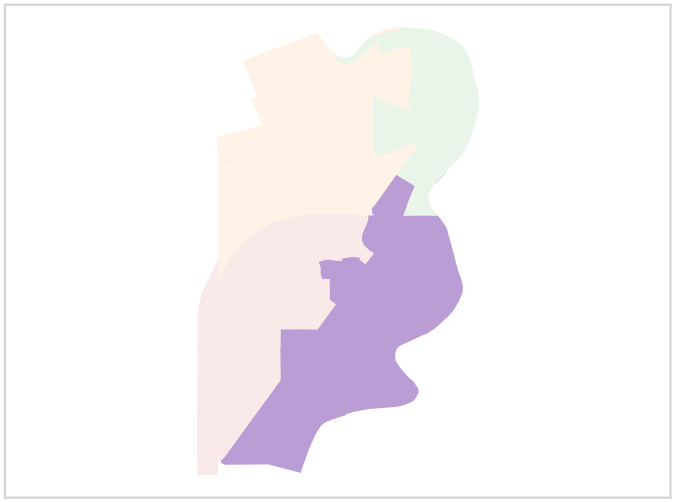

Population	Deviation	Deviation %	Other	Other %	Latino	Latino %	Asian	Asian %	Black	Black %
13,072	-447	-3.3%	7,435	56.9%	2,935	22.5%	2,251	17.2%	451	3.5%

Total CVAP	Other CVAP	Other CVAP %	Latino CVAP	Latino CVAP %	Asian CVAP	Asian CVAP %	Black CVAP	Black CVAP %
8,830	5,982	67.7%	1,262	14.3%	1,362	15.4%	224	2.5%