REDISTRICTING PARTNERS

City of West Sacramento

"#9A Rev.2 w/Rivers Intact" ID: 126848

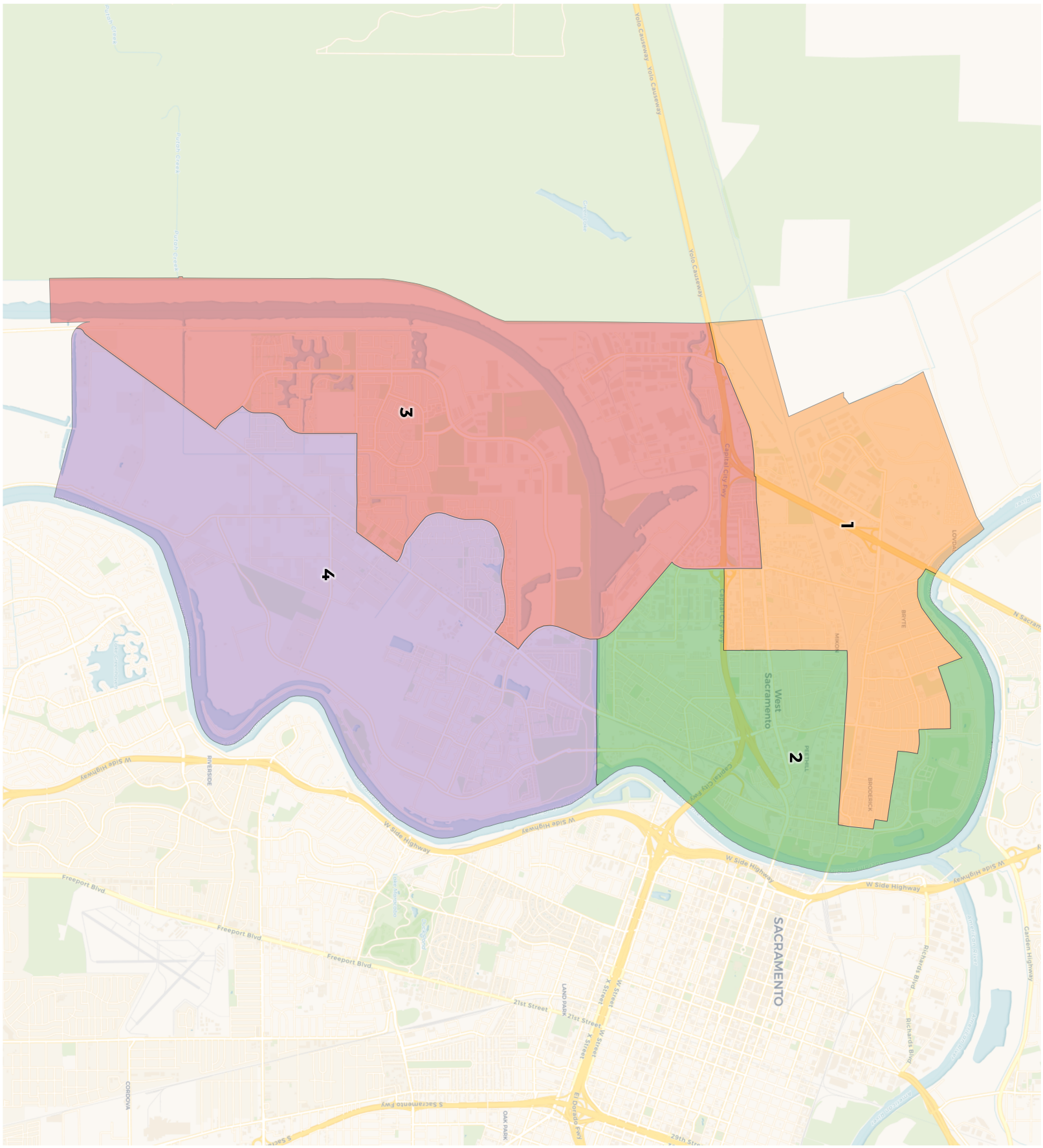

REDISTRICTING PARTNERS

City of West Sacramento

"#9A Rev.2 w/Rivers Intact" ID: 126848

2020 Census

	1	2	3	4
Population	14,263	13,109	13,457	13,248
Deviation	744	-410	-62	-271
Deviation %	5.5%	-3.0%	-0.5%	-2.0%
Other	5,900	6,816	6,958	7,412
Other %	41.4%	52.0%	51.7%	55.9%
Latino	6,631	4,425	3,303	2,965
Latino %	46.5%	33.8%	24.5%	22.4%
Asian	1,195	1,223	2,356	2,370
Asian %	8.4%	9.3%	17.5%	17.9%
Black	537	645	840	501
Black %	3.8%	4.9%	6.2%	3.8%

Citizen Voting Age Population (CVAP)

	1	2	3	4
Total CVAP	7,989	8,405	8,370	8,780
Other CVAP	4,151	5,286	5,265	5,947
Other CVAP %	52.0%	62.9%	62.9%	67.7%
Latino CVAP	2,522	2,069	1,492	1,062
Latino CVAP %	31.6%	24.6%	17.8%	12.1%
Asian CVAP	620	533	1,065	1,462
Asian CVAP %	7.8%	6.3%	12.7%	16.7%
Black CVAP	696	517	548	309
Black CVAP %	8.7%	6.2%	6.5%	3.5%

REDISTRICTING PARTNERS

City of West Sacramento

"#9A Rev.2 w/Rivers Intact" ID: 126848

District 1

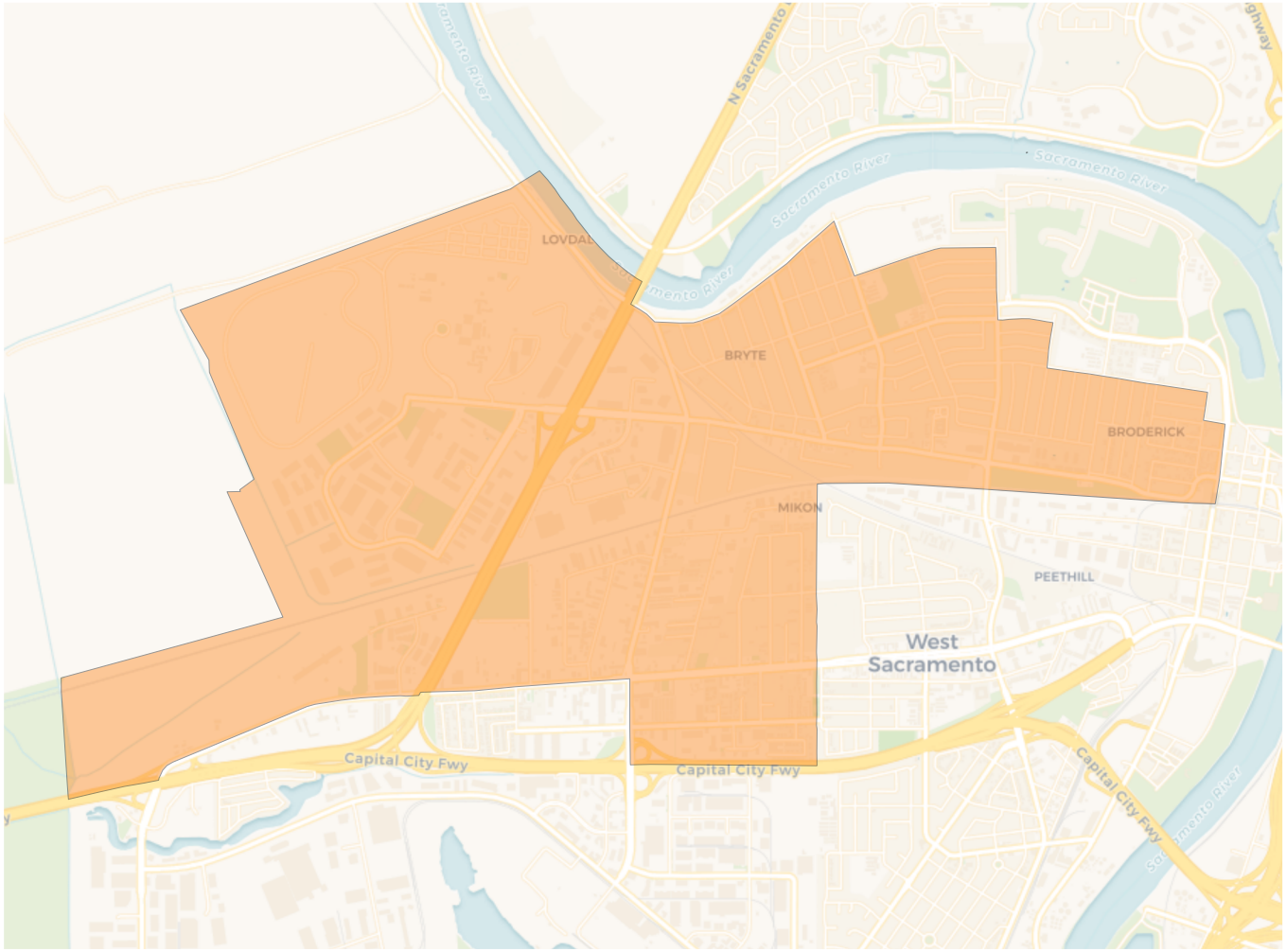

2020 Census

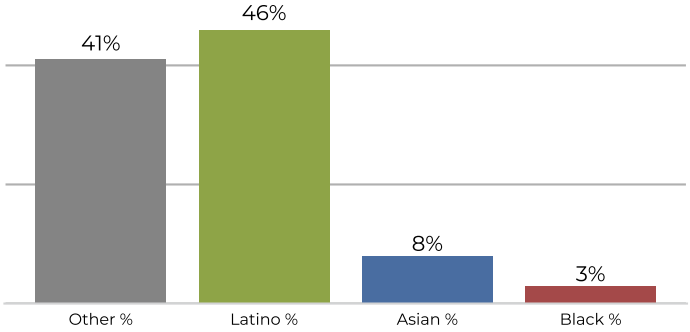

Citizen Voting Age Population

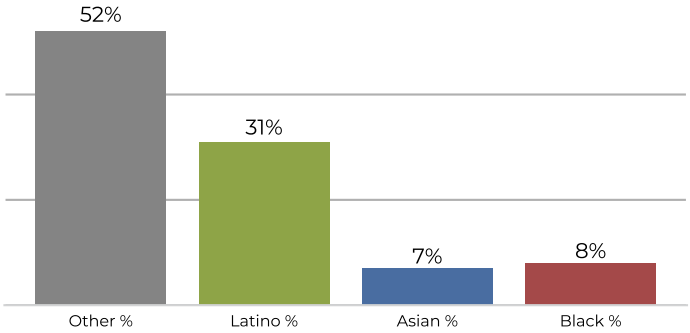

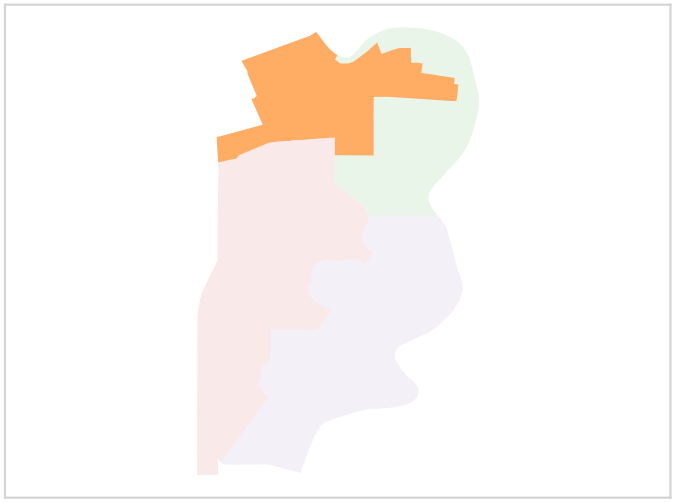

Population	Deviation	Deviation %	Other	Other %	Latino	Latino %	Asian	Asian %	Black	Black %
14,263	744	5.5%	5,900	41.4%	6,631	46.5%	1,195	8.4%	537	3.8%

Total CVAP	Other CVAP	Other CVAP %	Latino CVAP	Latino CVAP %	Asian CVAP	Asian CVAP %	Black CVAP	Black CVAP %
7,989	4,151	52.0%	2,522	31.6%	620	7.8%	696	8.7%

REDISTRICTING PARTNERS

City of West Sacramento

"#9A Rev.2 w/Rivers Intact" ID: 126848

District 2

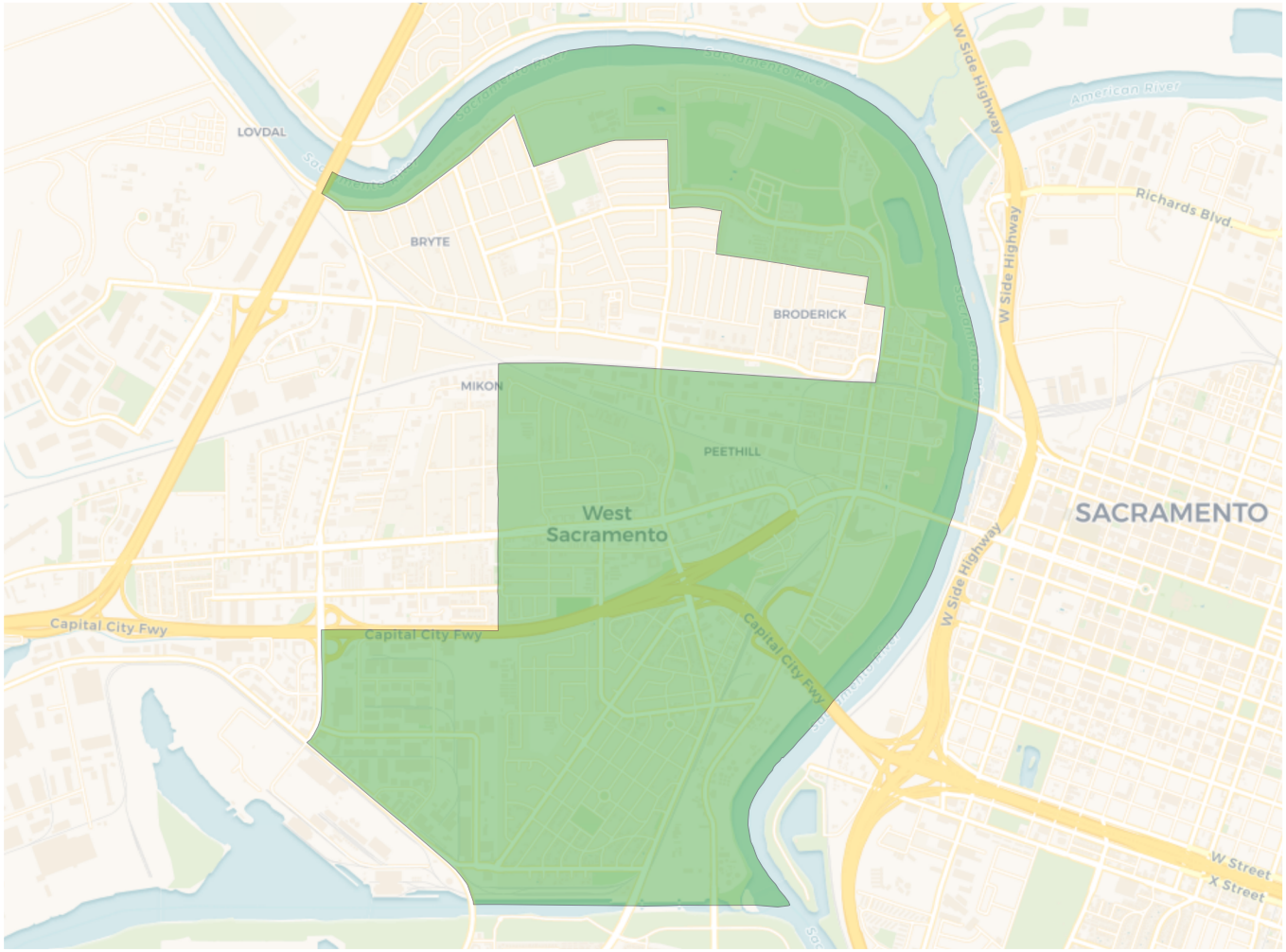

2020 Census

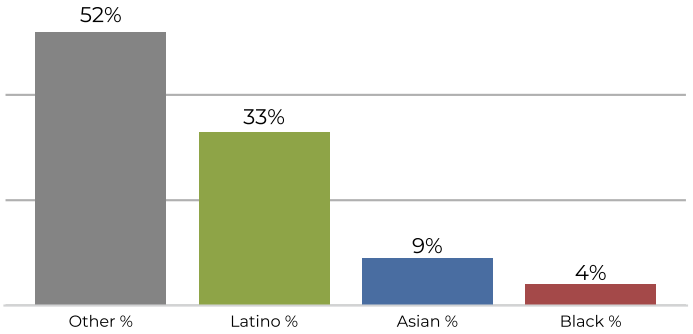

Citizen Voting Age Population

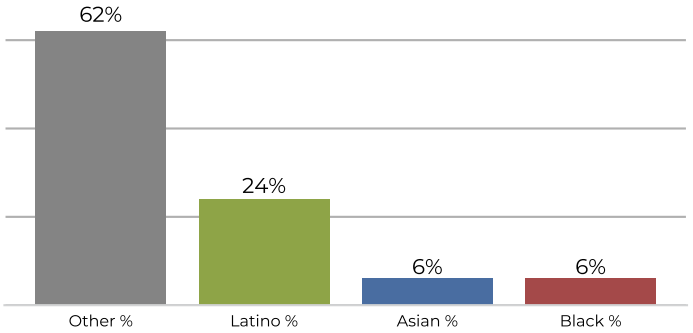

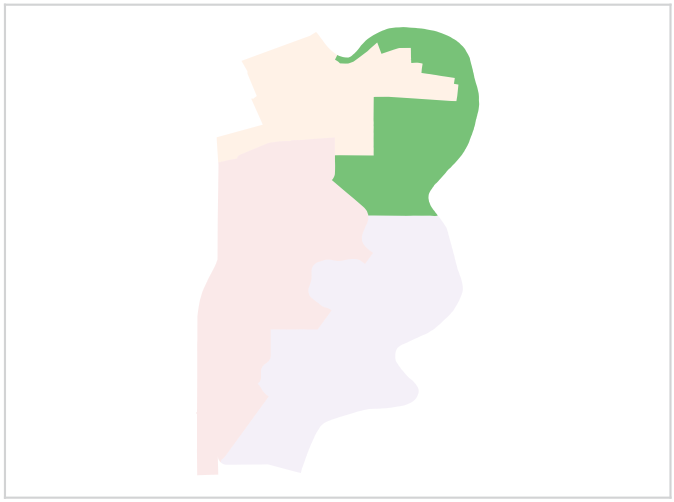

Population	Deviation	Deviation %	Other	Other %	Latino	Latino %	Asian	Asian %	Black	Black %
13,109	-410	-3.0%	6,816	52.0%	4,425	33.8%	1,223	9.3%	645	4.9%

Total CVAP	Other CVAP	Other CVAP %	Latino CVAP	Latino CVAP %	Asian CVAP	Asian CVAP %	Black CVAP	Black CVAP %
8,405	5,286	62.9%	2,069	24.6%	533	6.3%	517	6.2%

REDISTRICTING PARTNERS

City of West Sacramento

"#9A Rev.2 w/Rivers Intact" ID: 126848

District 3

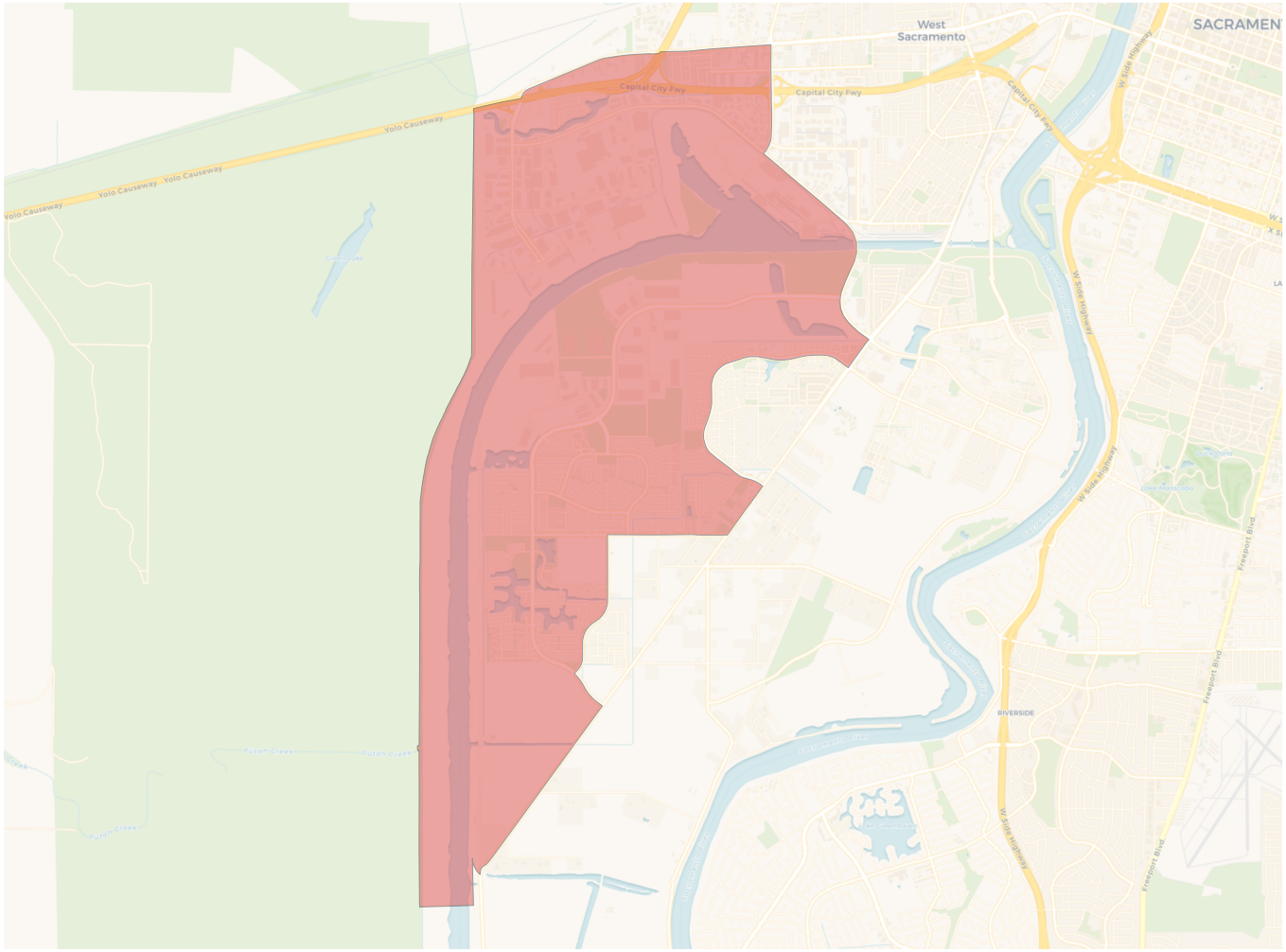

2020 Census

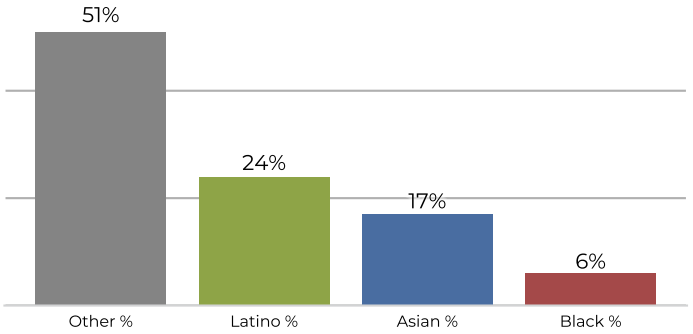

Citizen Voting Age Population

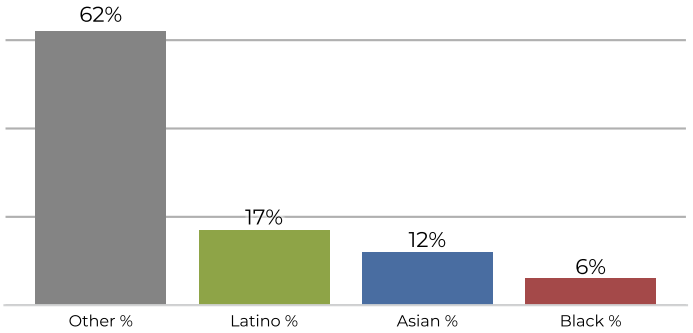



Population	Deviation	Deviation %	Other	Other %	Latino	Latino %	Asian	Asian %	Black	Black %
13,457	-62	-0.5%	6,958	51.7%	3,303	24.5%	2,356	17.5%	840	6.2%

Total CVAP	Other CVAP	Other CVAP %	Latino CVAP	Latino CVAP %	Asian CVAP	Asian CVAP %	Black CVAP	Black CVAP %
8,370	5,265	62.9%	1,492	17.8%	1,065	12.7%	548	6.5%

REDISTRICTING PARTNERS

City of West Sacramento

"#9A Rev.2 w/Rivers Intact" ID: 126848

District 4

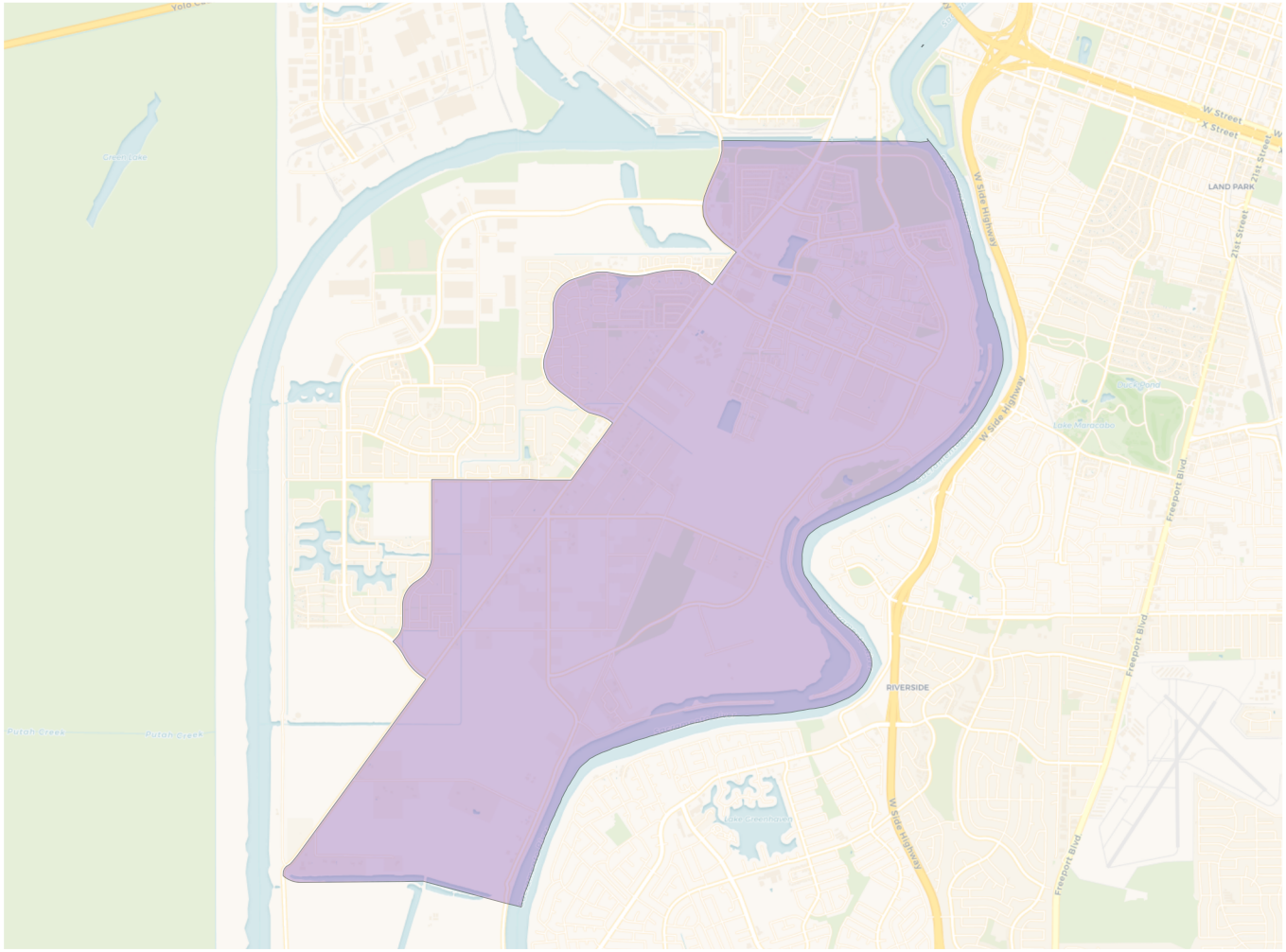

2020 Census

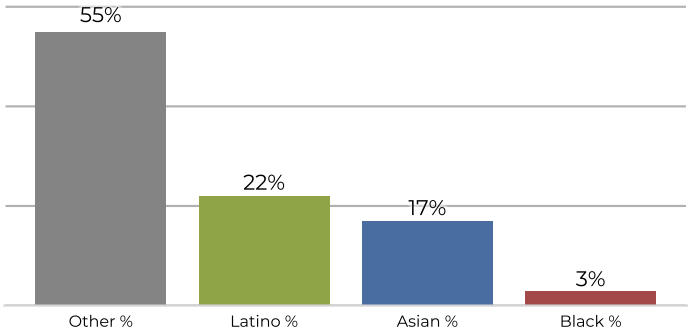

Citizen Voting Age Population

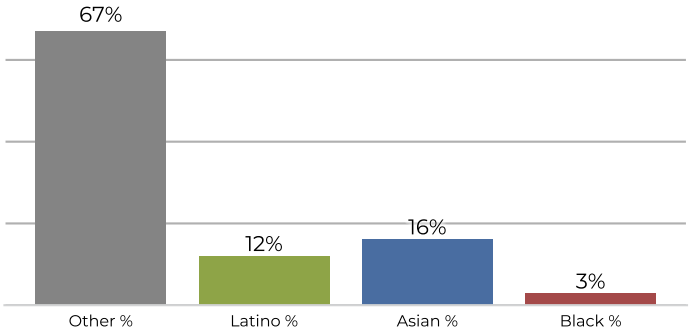

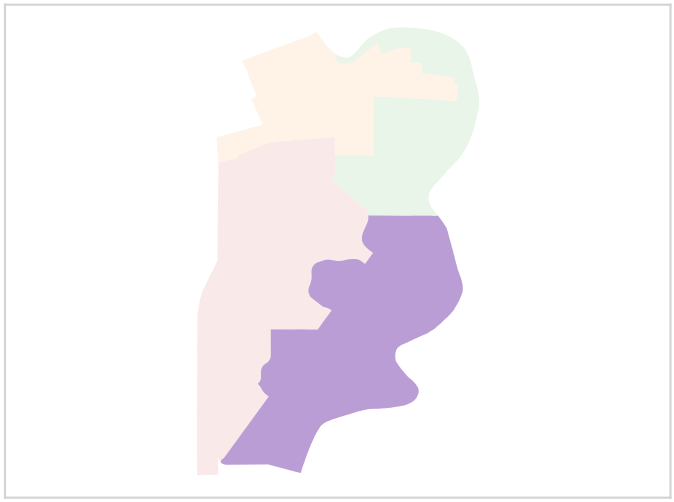

Population	Deviation	Deviation %	Other	Other %	Latino	Latino %	Asian	Asian %	Black	Black %
13,248	-271	-2.0%	7,412	55.9%	2,965	22.4%	2,370	17.9%	501	3.8%

Total CVAP	Other CVAP	Other CVAP %	Latino CVAP	Latino CVAP %	Asian CVAP	Asian CVAP %	Black CVAP	Black CVAP %
8,780	5,947	67.7%	1,062	12.1%	1,462	16.7%	309	3.5%