REDISTRICTING PARTNERS

# City of West Sacramento

Districtr ID 122044 - Downtown Wokers

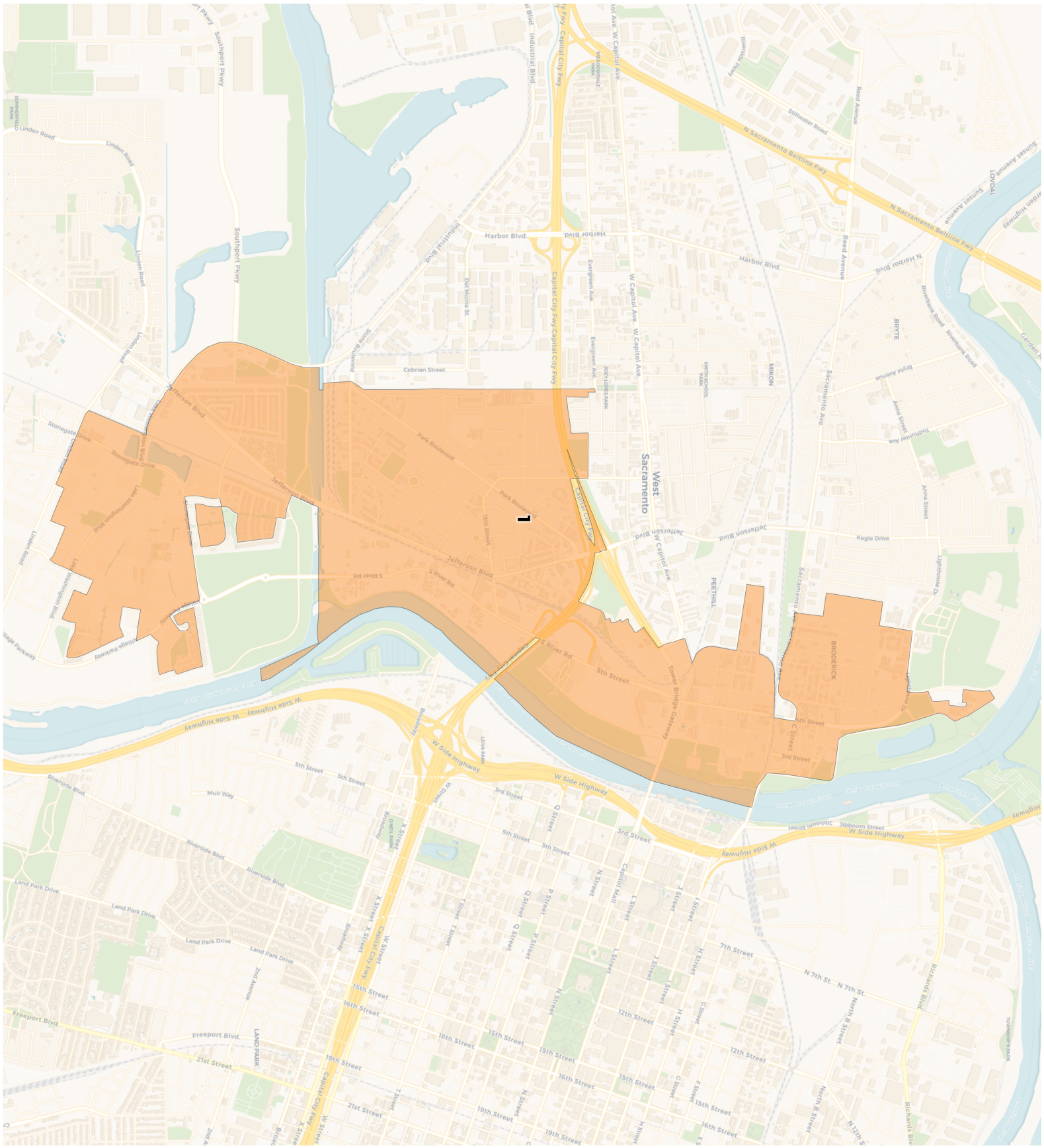

REDISTRICTING PARTNERS

# City of West Sacramento

Districtr ID 122044 - Downtown Wokers

## 2020 Census

| | 1 |
|---|---|
| Population | 14,861 |
| Deviation | 0 |
| Deviation % | 0.0% |
| Other | 8,027 |
| Other % | 54.0% |
| Latino | 4,179 |
| Latino % | 28.1% |
| Asian | 1,972 |
| Asian % | 13.3% |
| Black | 683 |
| Black % | 4.6% |

## Citizen Voting Age Population (CVAP)

| | 1 |
|---|---|
| Total CVAP | 10,053 |
| Other CVAP | 6,293 |
| Other CVAP % | 62.6% |
| Latino CVAP | 2,063 |
| Latino CVAP % | 20.5% |
| Asian CVAP | 1,287 |
| Asian CVAP % | 12.8% |
| Black CVAP | 410 |
| Black CVAP % | 4.1% |

REDISTRICTING PARTNERS

# City of West Sacramento

Districtr ID 122044 - Downtown Wokers

## District 1

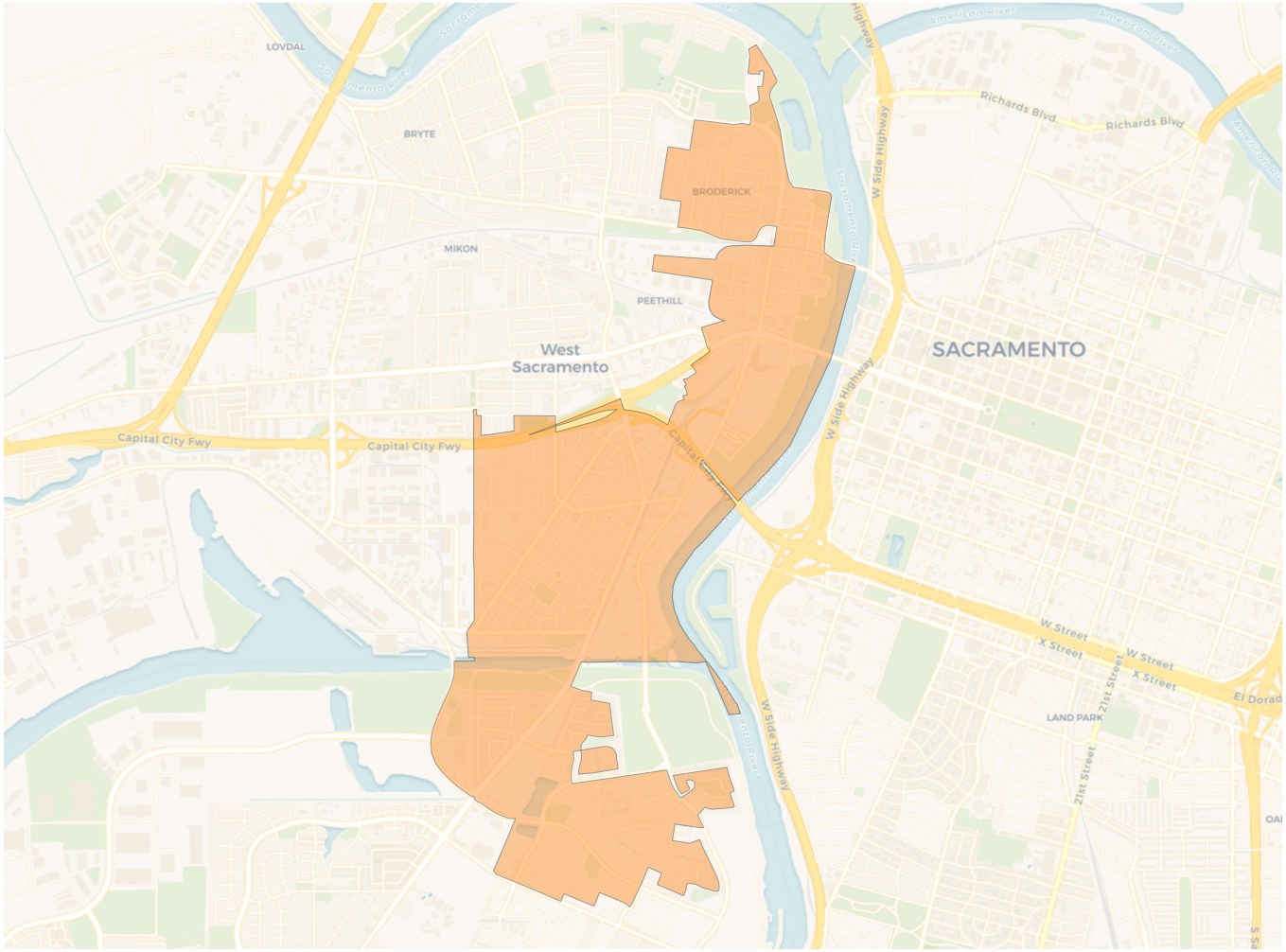


## 2020 Census

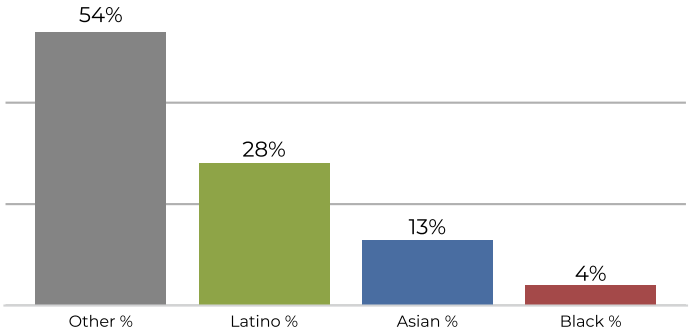


## Citizen Voting Age Population

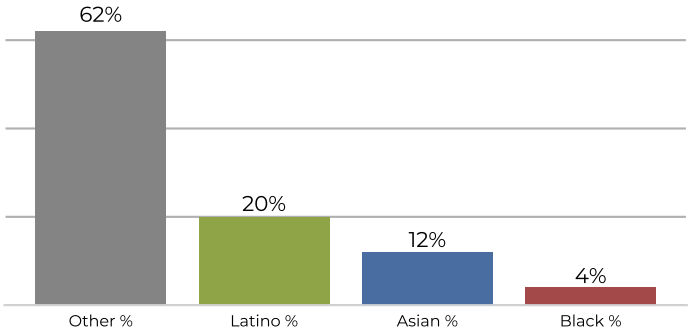




| Population | Deviation | Deviation % | Other | Other % | Latino | Latino % | Asian | Asian % | Black | Black % |
|---|---|---|---|---|---|---|---|---|---|---|
| 14,861 | 0 | 0.0% | 8,027 | 54.0% | 4,179 | 28.1% | 1,972 | 13.3% | 683 | 4.6% |

| Total CVAP | Other CVAP | Other CVAP % | Latino CVAP | Latino CVAP % | Asian CVAP | Asian CVAP % | Black CVAP | Black CVAP % |
|---|---|---|---|---|---|---|---|---|
| 10,053 | 6,293 | 62.6% | 2,063 | 20.5% | 1,287 | 12.8% | 410 | 4.1% |