REDISTRICTING PARTNERS

City of West Sacramento

ID: 124600

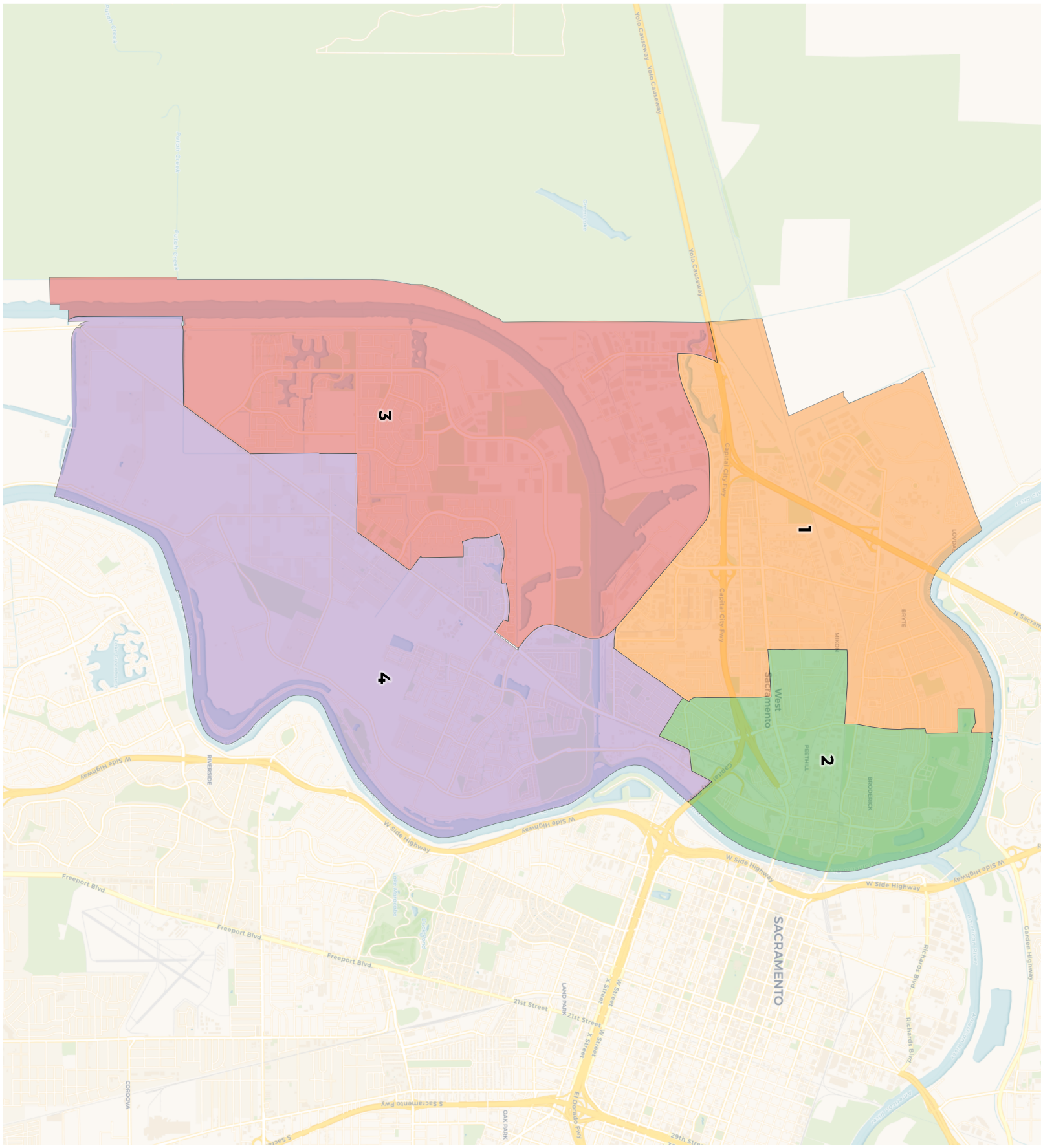

REDISTRICTING PARTNERS

City of West Sacramento

ID: 124600

2020 Census

	1	2	3	4
Population	14,725	13,103	13,137	13,112
Deviation	1,206	-416	-382	-407
Deviation %	8.9%	-3.1%	-2.8%	-3.0%
Other	6,729	5,855	7,055	7,447
Other %	45.7%	44.7%	53.7%	56.8%
Latino	6,247	5,194	2,924	2,959
Latino %	42.4%	39.6%	22.3%	22.6%
Asian	1,177	1,308	2,407	2,252
Asian %	8.0%	10.0%	18.3%	17.2%
Black	572	746	751	454
Black %	3.9%	5.7%	5.7%	3.5%

Citizen Voting Age Population (CVAP)

	1	2	3	4
Total CVAP	8,218	7,794	8,683	8,849
Other CVAP	4,793	4,352	5,514	5,990
Other CVAP %	58.3%	55.8%	63.5%	67.7%
Latino CVAP	2,219	2,240	1,414	1,272
Latino CVAP %	27.0%	28.7%	16.3%	14.4%
Asian CVAP	623	558	1,136	1,363
Asian CVAP %	7.6%	7.2%	13.1%	15.4%
Black CVAP	583	644	619	224
Black CVAP %	7.1%	8.3%	7.1%	2.5%

REDISTRICTING PARTNERS

City of West Sacramento

ID: 124600

District 1

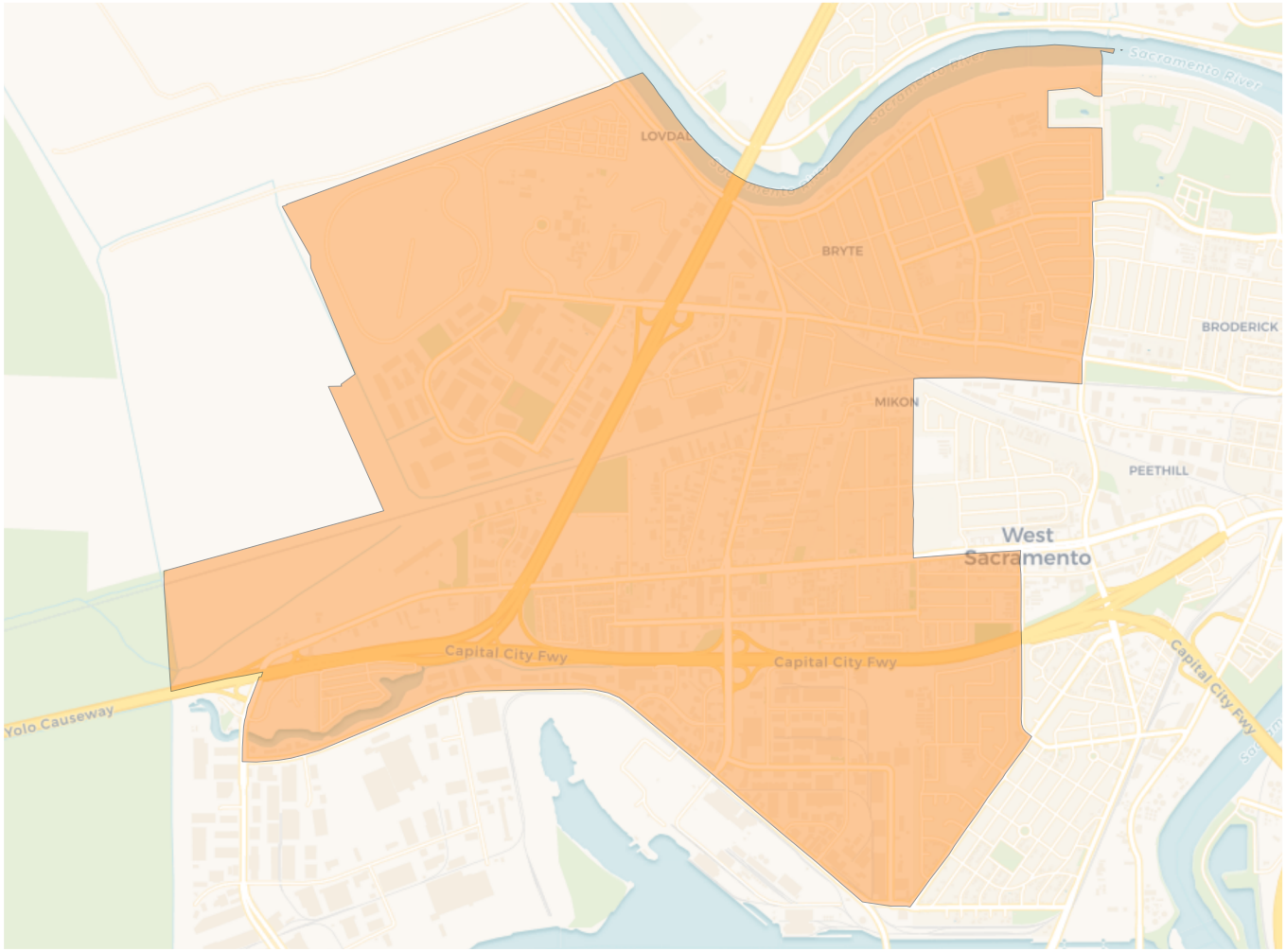

2020 Census

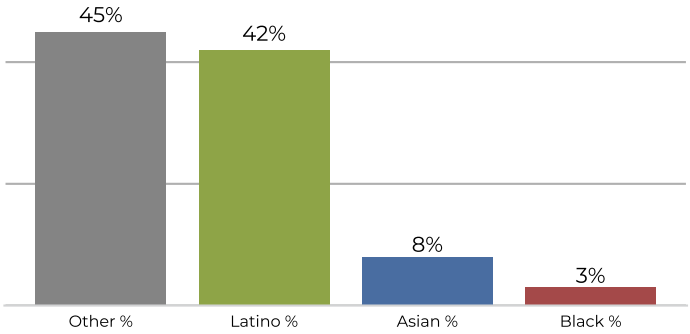

Citizen Voting Age Population

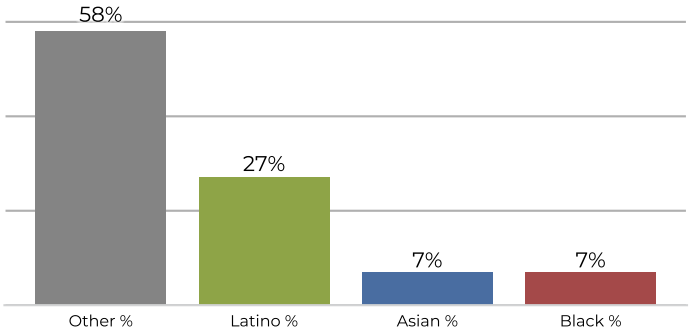

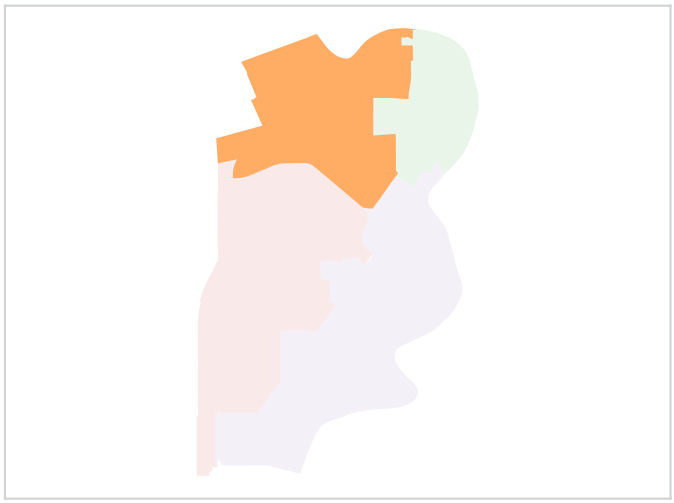

Population	Deviation	Deviation %	Other	Other %	Latino	Latino %	Asian	Asian %	Black	Black %
14,725	1,206	8.9%	6,729	45.7%	6,247	42.4%	1,177	8.0%	572	3.9%

Total CVAP	Other CVAP	Other CVAP %	Latino CVAP	Latino CVAP %	Asian CVAP	Asian CVAP %	Black CVAP	Black CVAP %
8,218	4,793	58.3%	2,219	27.0%	623	7.6%	583	7.1%

REDISTRICTING PARTNERS

City of West Sacramento

ID: 124600

District 2

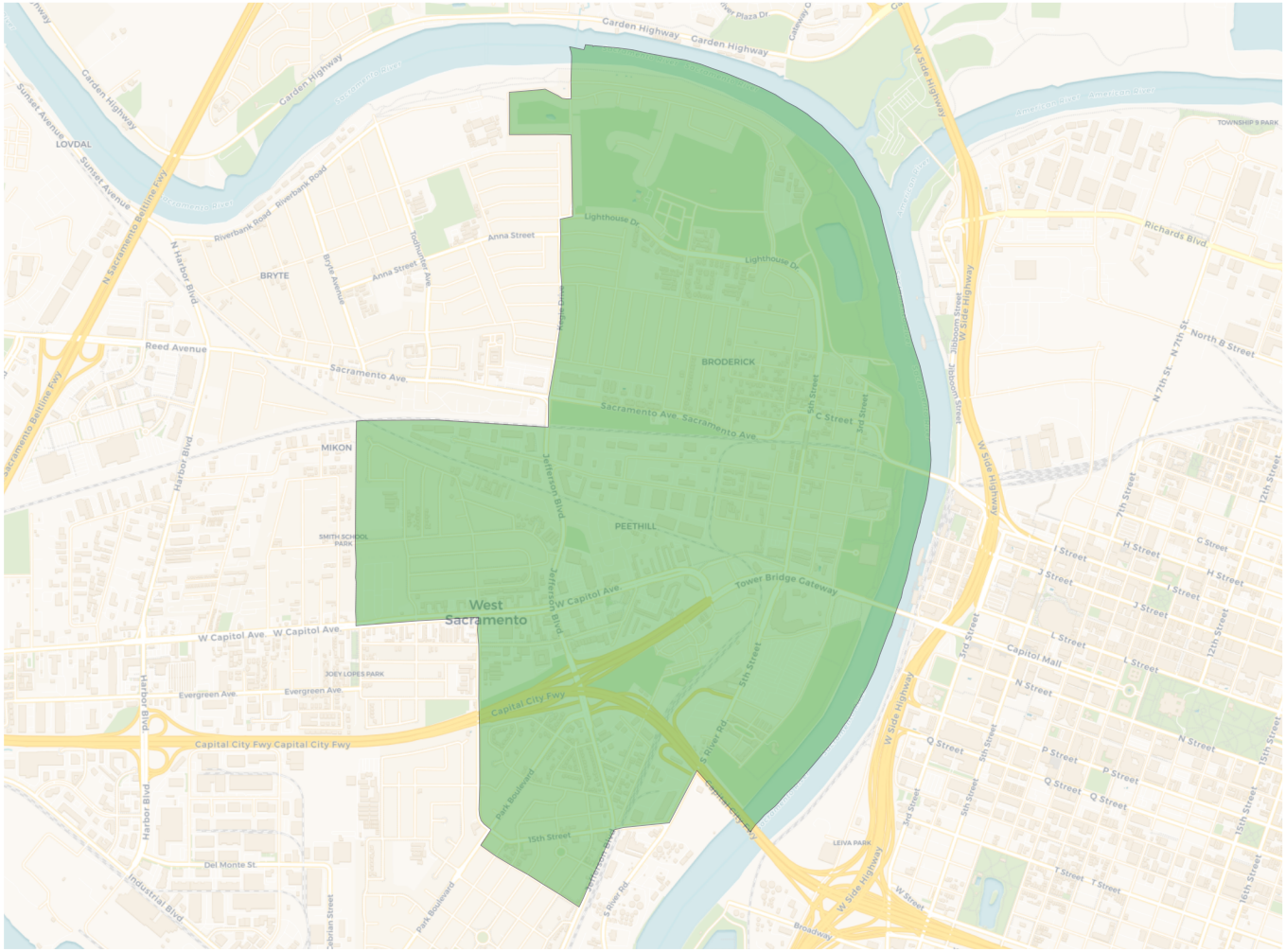

2020 Census

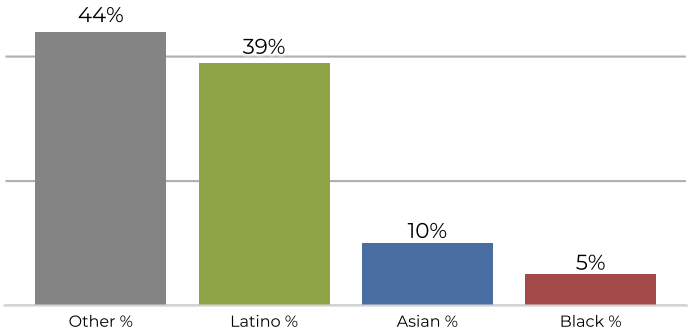

Citizen Voting Age Population

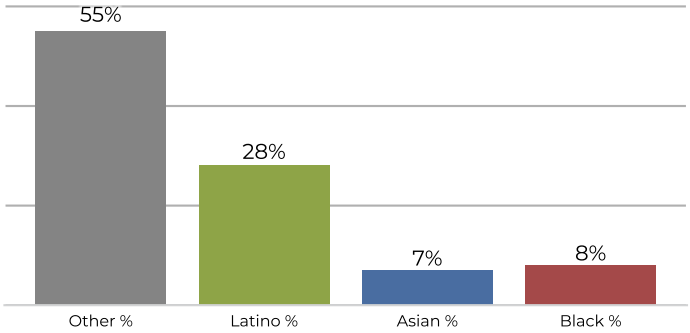

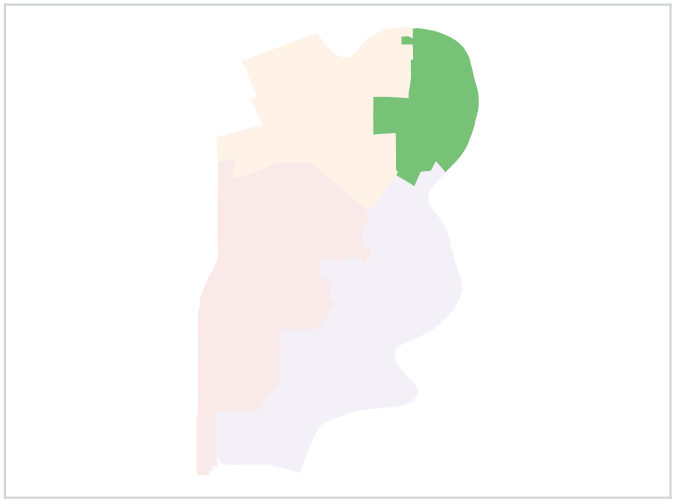

Population	Deviation	Deviation %	Other	Other %	Latino	Latino %	Asian	Asian %	Black	Black %
13,103	-416	-3.1%	5,855	44.7%	5,194	39.6%	1,308	10.0%	746	5.7%

Total CVAP	Other CVAP	Other CVAP %	Latino CVAP	Latino CVAP %	Asian CVAP	Asian CVAP %	Black CVAP	Black CVAP %
7,794	4,352	55.8%	2,240	28.7%	558	7.2%	644	8.3%

REDISTRICTING PARTNERS

City of West Sacramento

ID: 124600

District 3

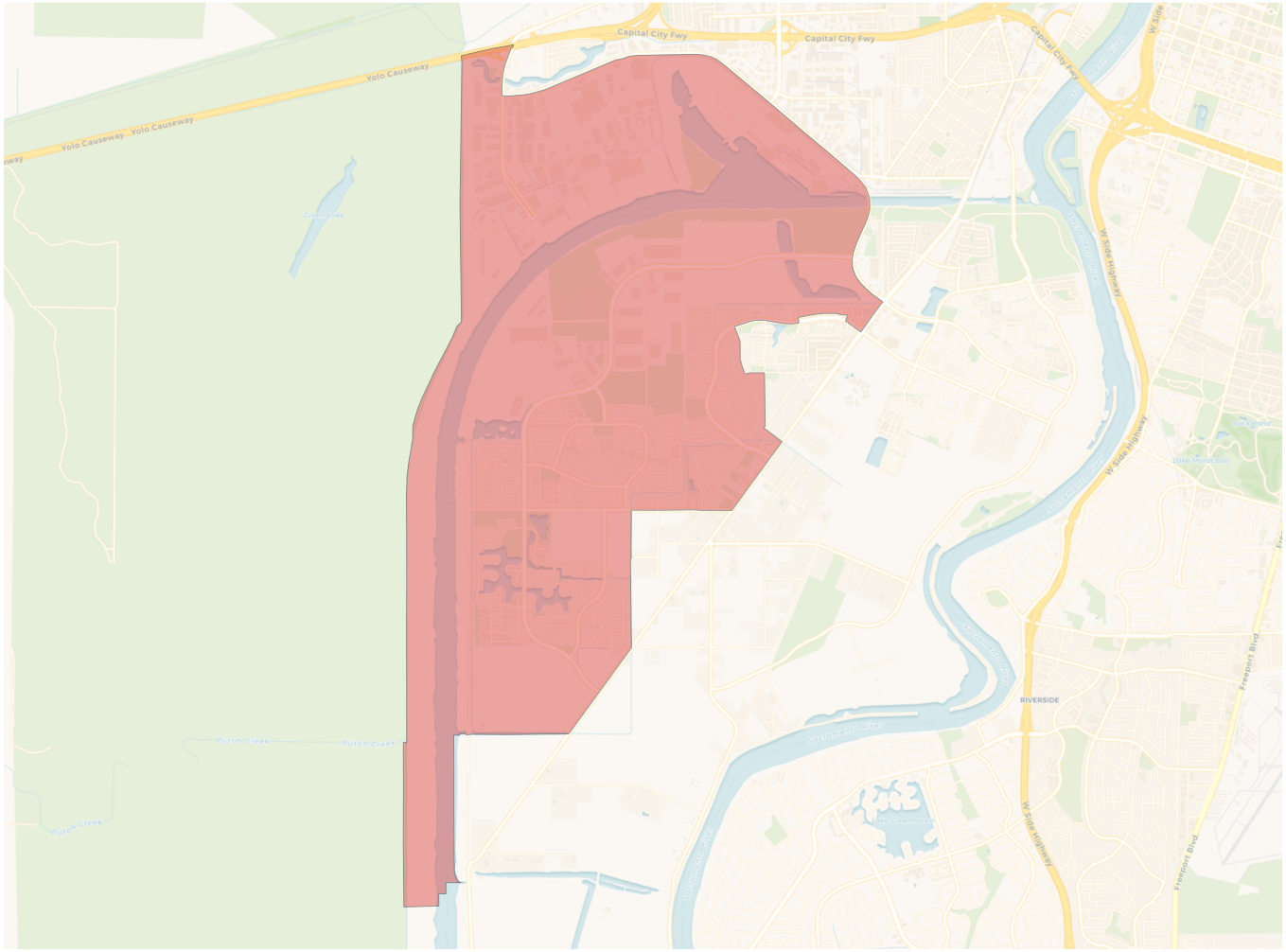

2020 Census

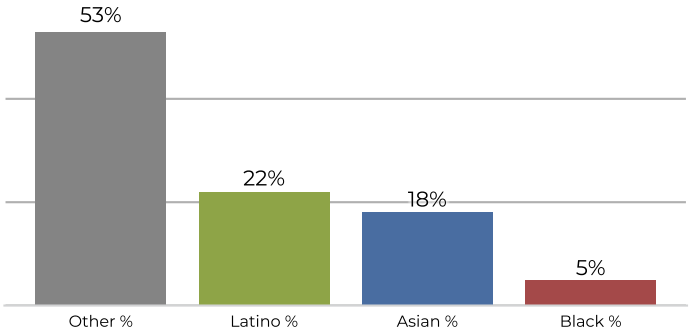

Citizen Voting Age Population

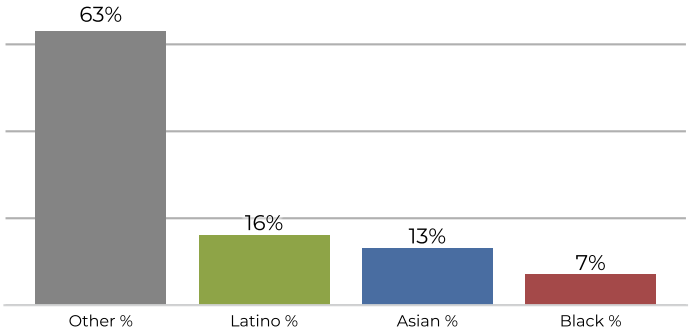

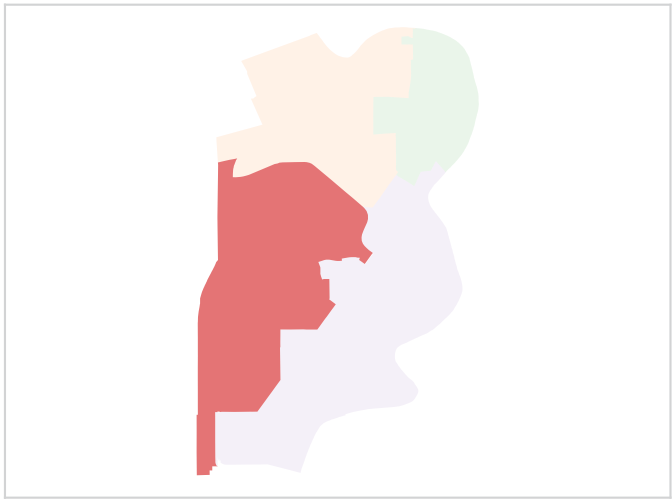

Population	Deviation	Deviation %	Other	Other %	Latino	Latino %	Asian	Asian %	Black	Black %
13,137	-382	-2.8%	7,055	53.7%	2,924	22.3%	2,407	18.3%	751	5.7%

Total CVAP	Other CVAP	Other CVAP %	Latino CVAP	Latino CVAP %	Asian CVAP	Asian CVAP %	Black CVAP	Black CVAP %
8,683	5,514	63.5%	1,414	16.3%	1,136	13.1%	619	7.1%

REDISTRICTING PARTNERS

City of West Sacramento

ID: 124600

District 4

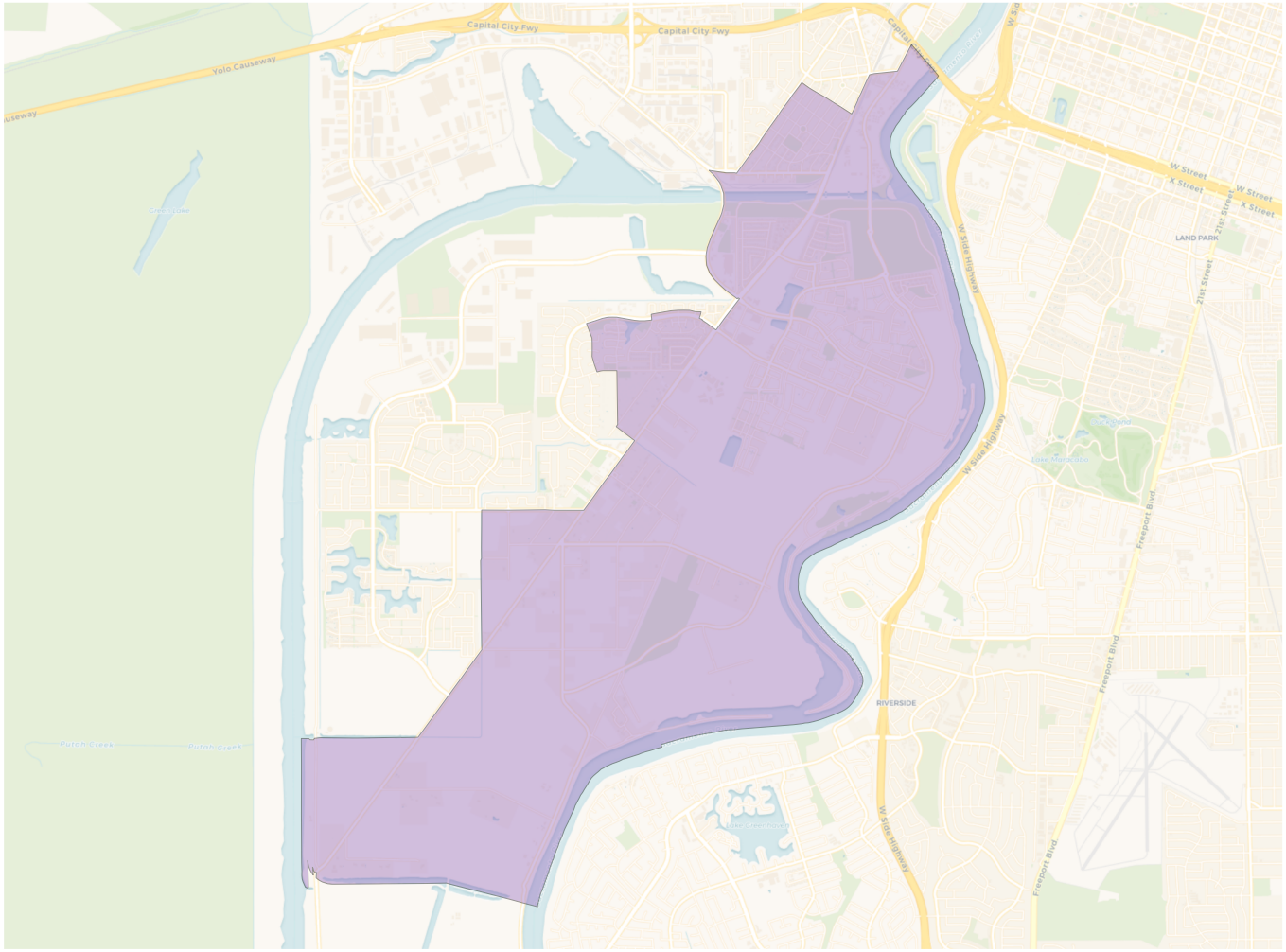

2020 Census

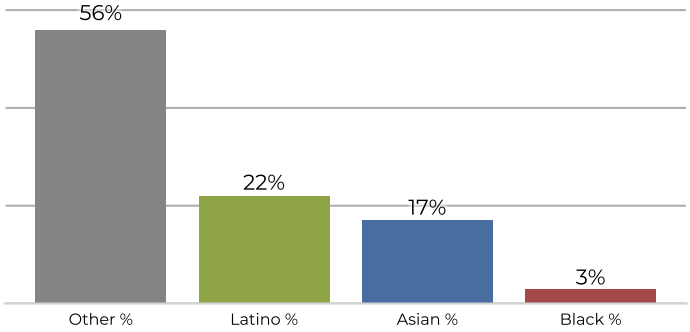

Citizen Voting Age Population

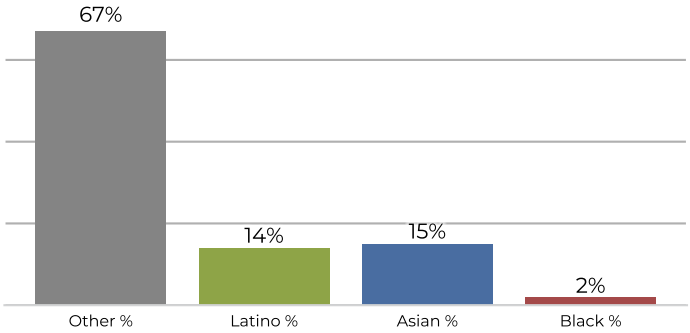

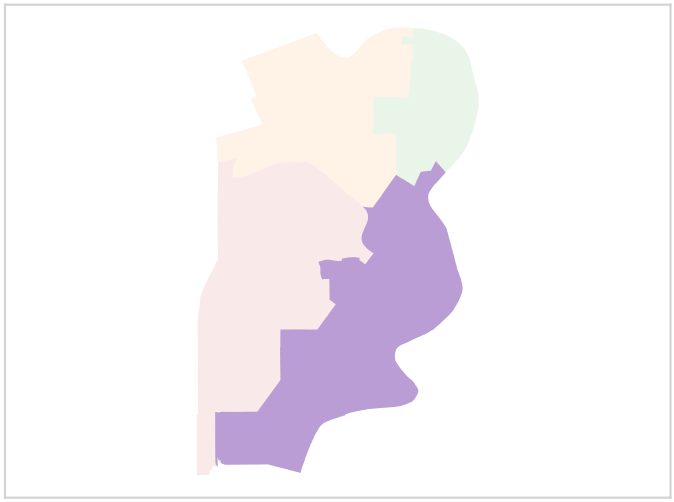

Population	Deviation	Deviation %	Other	Other %	Latino	Latino %	Asian	Asian %	Black	Black %
13,112	-407	-3.0%	7,447	56.8%	2,959	22.6%	2,252	17.2%	454	3.5%

Total CVAP	Other CVAP	Other CVAP %	Latino CVAP	Latino CVAP %	Asian CVAP	Asian CVAP %	Black CVAP	Black CVAP %
8,849	5,990	67.7%	1,272	14.4%	1,363	15.4%	224	2.5%