REDISTRICTING PARTNERS

City of West Sacramento

DistrictR ID 121931

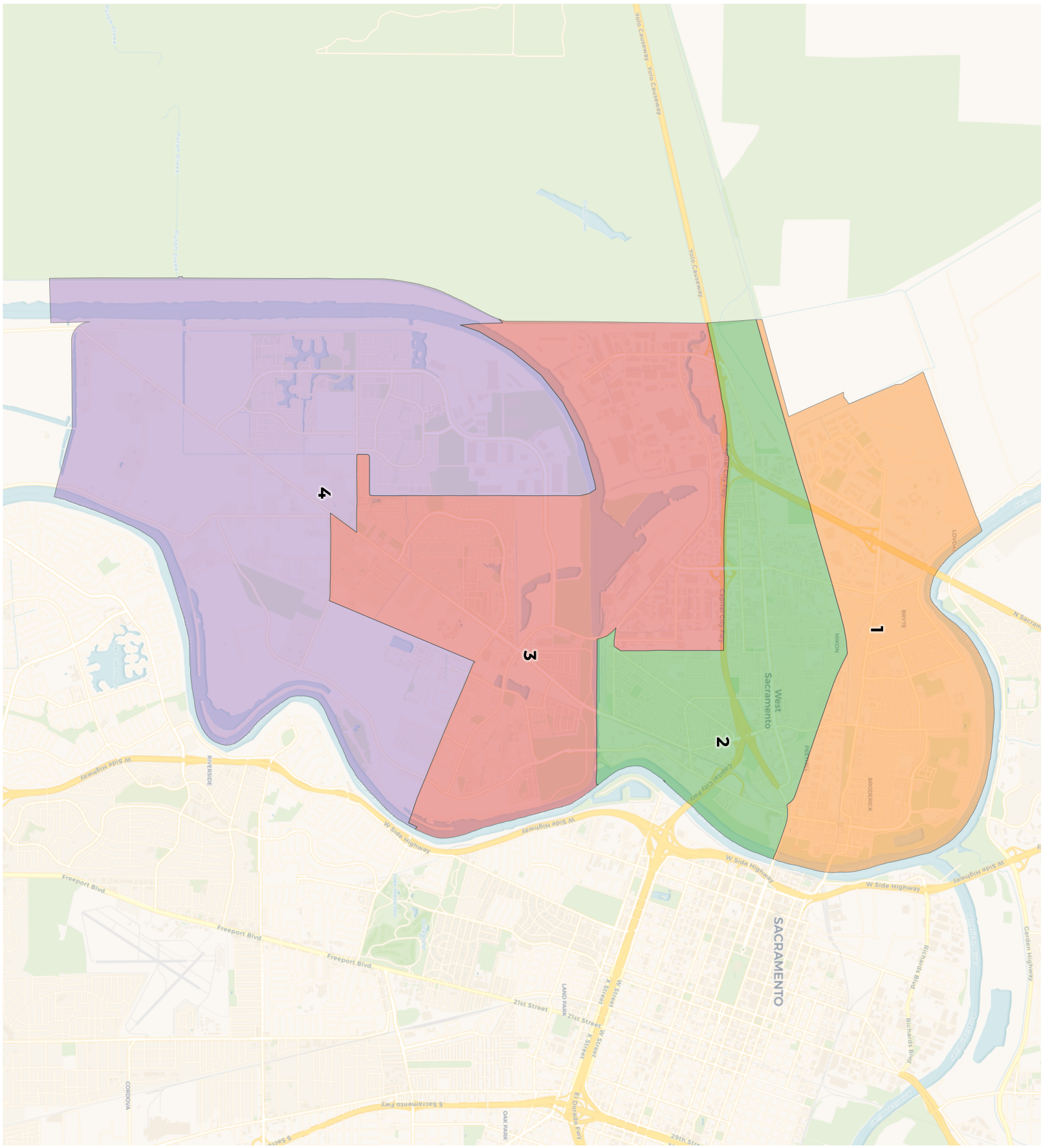

REDISTRICTING PARTNERS

City of West Sacramento

DistrictR ID 121931

2020 Census

	1	2	3	4
Population	14,259	14,436	12,621	12,761
Deviation	740	917	-898	-758
Deviation %	5.5%	6.8%	-6.6%	-5.6%
Other	6,446	6,721	7,313	6,606
Other %	45.2%	46.6%	57.9%	51.8%
Latino	5,921	5,768	2,790	2,845
Latino %	41.5%	40.0%	22.1%	22.3%
Asian	1,251	1,263	2,055	2,575
Asian %	8.8%	8.7%	16.3%	20.2%
Black	641	684	463	735
Black %	4.5%	4.7%	3.7%	5.8%

Citizen Voting Age Population (CVAP)

	1	2	3	4
Total CVAP	8,378	8,563	8,785	7,818
Other CVAP	4,615	5,138	5,928	4,968
Other CVAP %	55.1%	60.0%	67.5%	63.5%
Latino CVAP	2,386	2,391	1,209	1,159
Latino CVAP %	28.5%	27.9%	13.8%	14.8%
Asian CVAP	659	538	1,408	1,075
Asian CVAP %	7.9%	6.3%	16.0%	13.8%
Black CVAP	718	496	240	616
Black CVAP %	8.6%	5.8%	2.7%	7.9%

REDISTRICTING PARTNERS

City of West Sacramento

DistrictR ID 121931

District 1

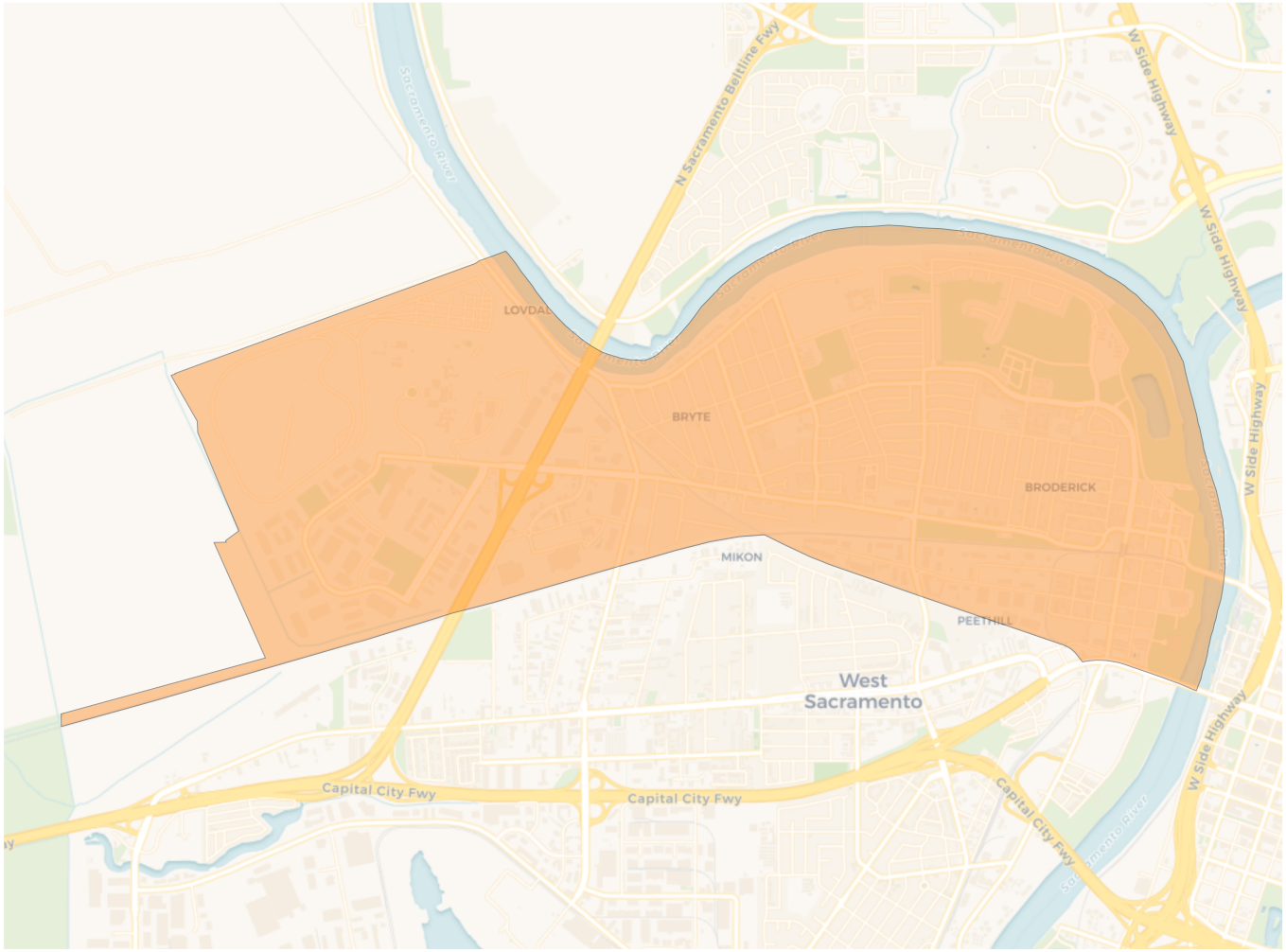

2020 Census

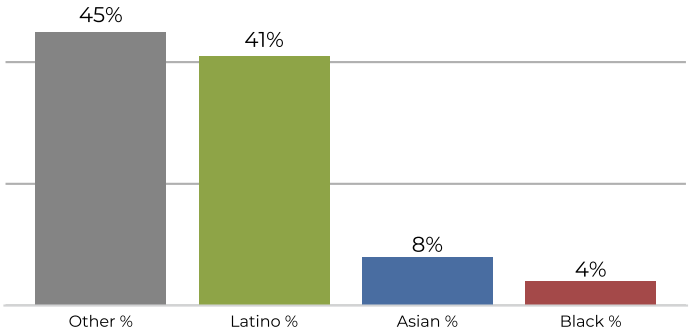

Citizen Voting Age Population

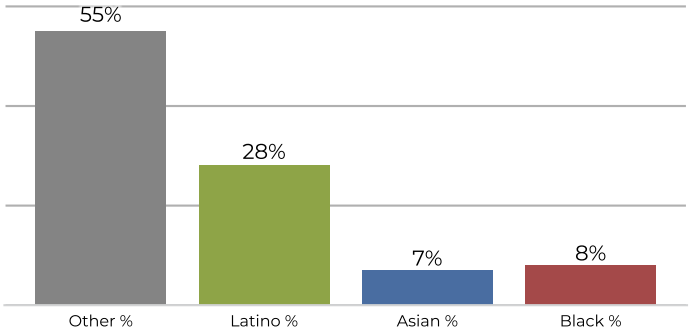



Population	Deviation	Deviation %	Other	Other %	Latino	Latino %	Asian	Asian %	Black	Black %
14,259	740	5.5%	6,446	45.2%	5,921	41.5%	1,251	8.8%	641	4.5%

Total CVAP	Other CVAP	Other CVAP %	Latino CVAP	Latino CVAP %	Asian CVAP	Asian CVAP %	Black CVAP	Black CVAP %
8,378	4,615	55.1%	2,386	28.5%	659	7.9%	718	8.6%

REDISTRICTING PARTNERS

City of West Sacramento

DistrictR ID 121931

District 2

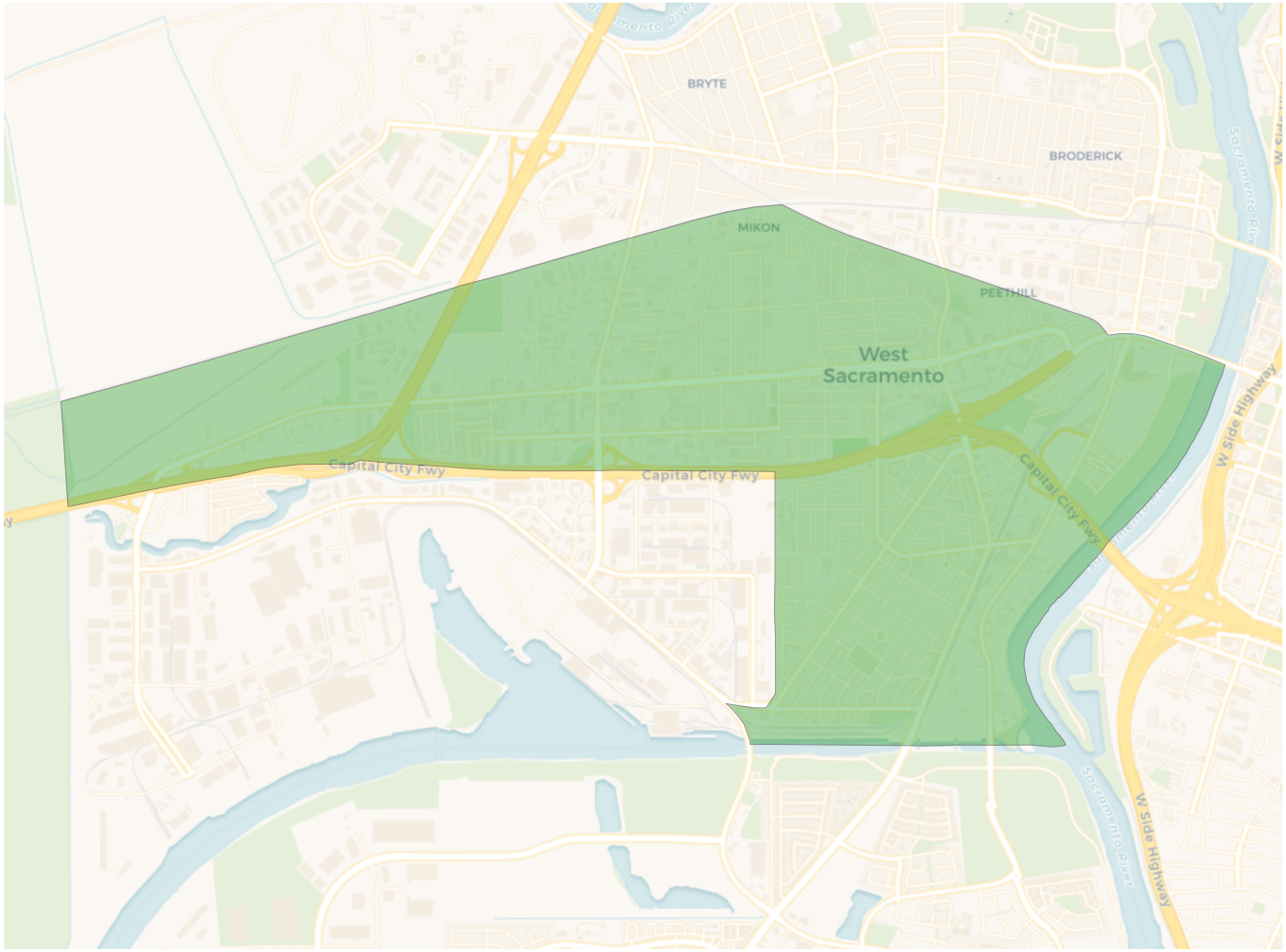

2020 Census

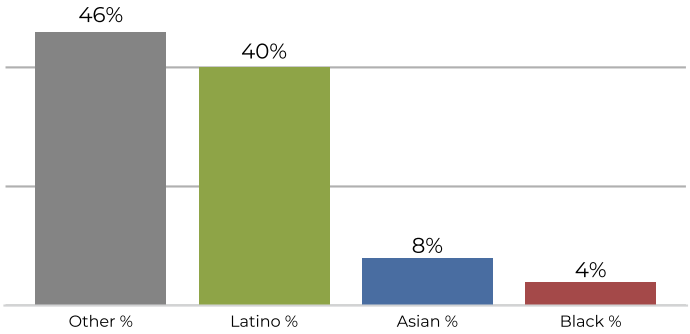

Citizen Voting Age Population

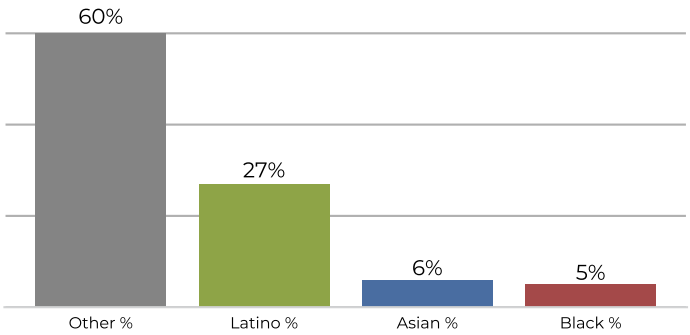

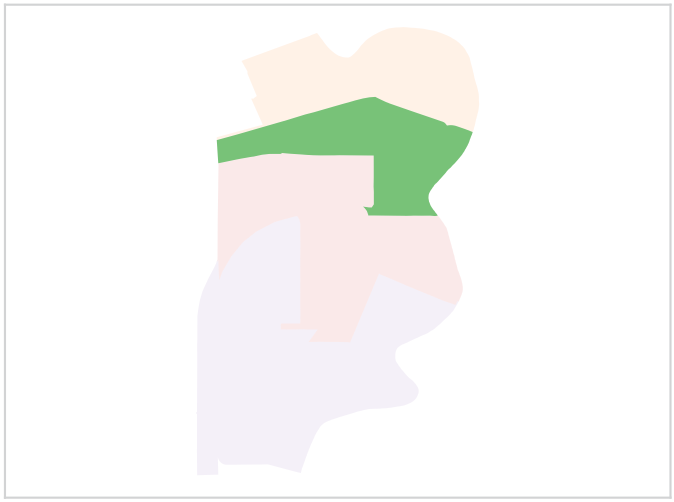

Population	Deviation	Deviation %	Other	Other %	Latino	Latino %	Asian	Asian %	Black	Black %
14,436	917	6.8%	6,721	46.6%	5,768	40.0%	1,263	8.7%	684	4.7%

Total CVAP	Other CVAP	Other CVAP %	Latino CVAP	Latino CVAP %	Asian CVAP	Asian CVAP %	Black CVAP	Black CVAP %
8,563	5,138	60.0%	2,391	27.9%	538	6.3%	496	5.8%

REDISTRICTING PARTNERS

City of West Sacramento

DistrictR ID 121931

District 3

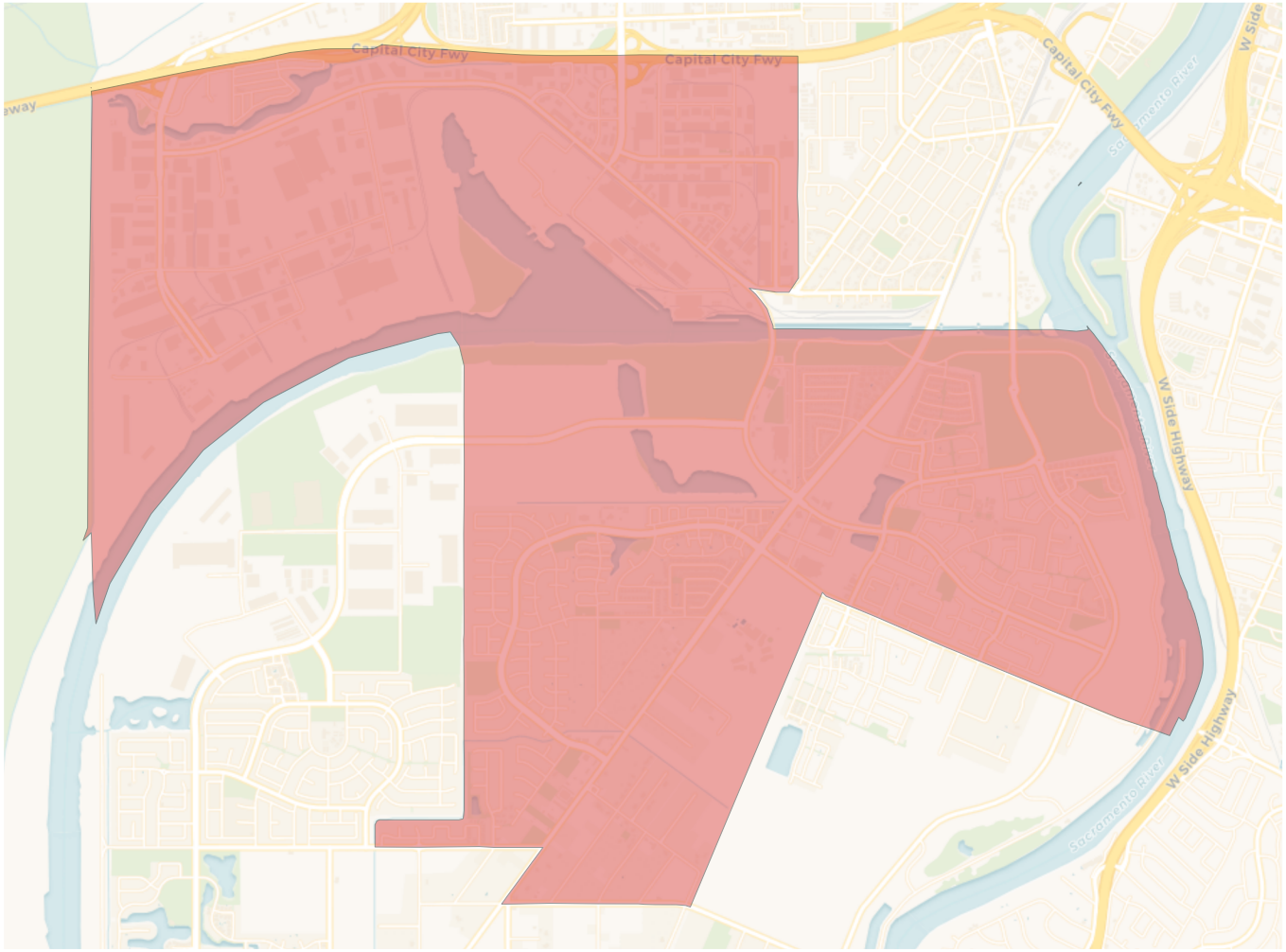

2020 Census

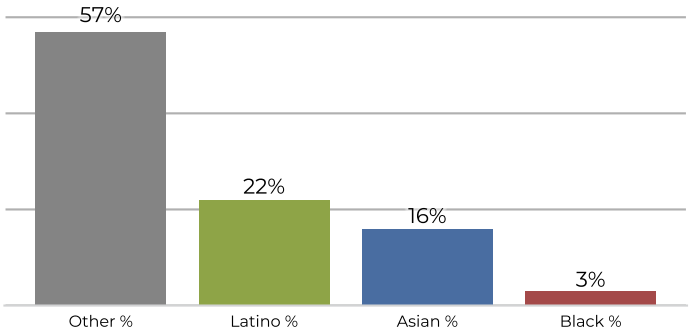

Citizen Voting Age Population

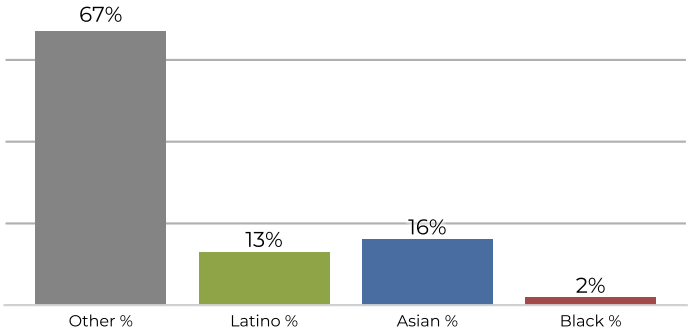

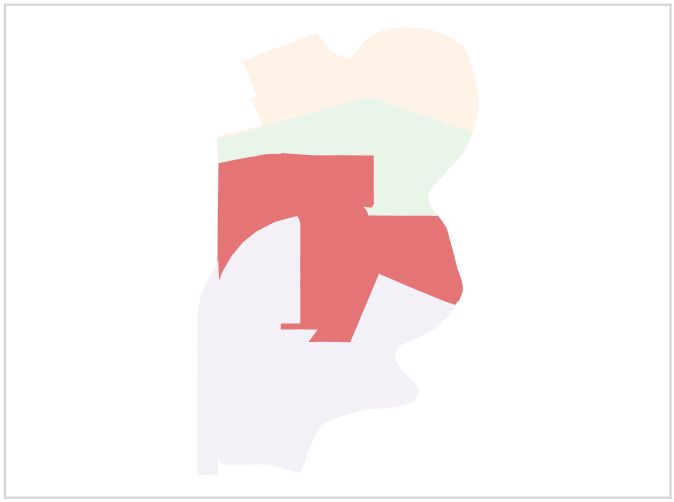

Population	Deviation	Deviation %	Other	Other %	Latino	Latino %	Asian	Asian %	Black	Black %
12,621	-898	-6.6%	7,313	57.9%	2,790	22.1%	2,055	16.3%	463	3.7%

Total CVAP	Other CVAP	Other CVAP %	Latino CVAP	Latino CVAP %	Asian CVAP	Asian CVAP %	Black CVAP	Black CVAP %
8,785	5,928	67.5%	1,209	13.8%	1,408	16.0%	240	2.7%

REDISTRICTING PARTNERS

City of West Sacramento

DistrictR ID 121931

District 4

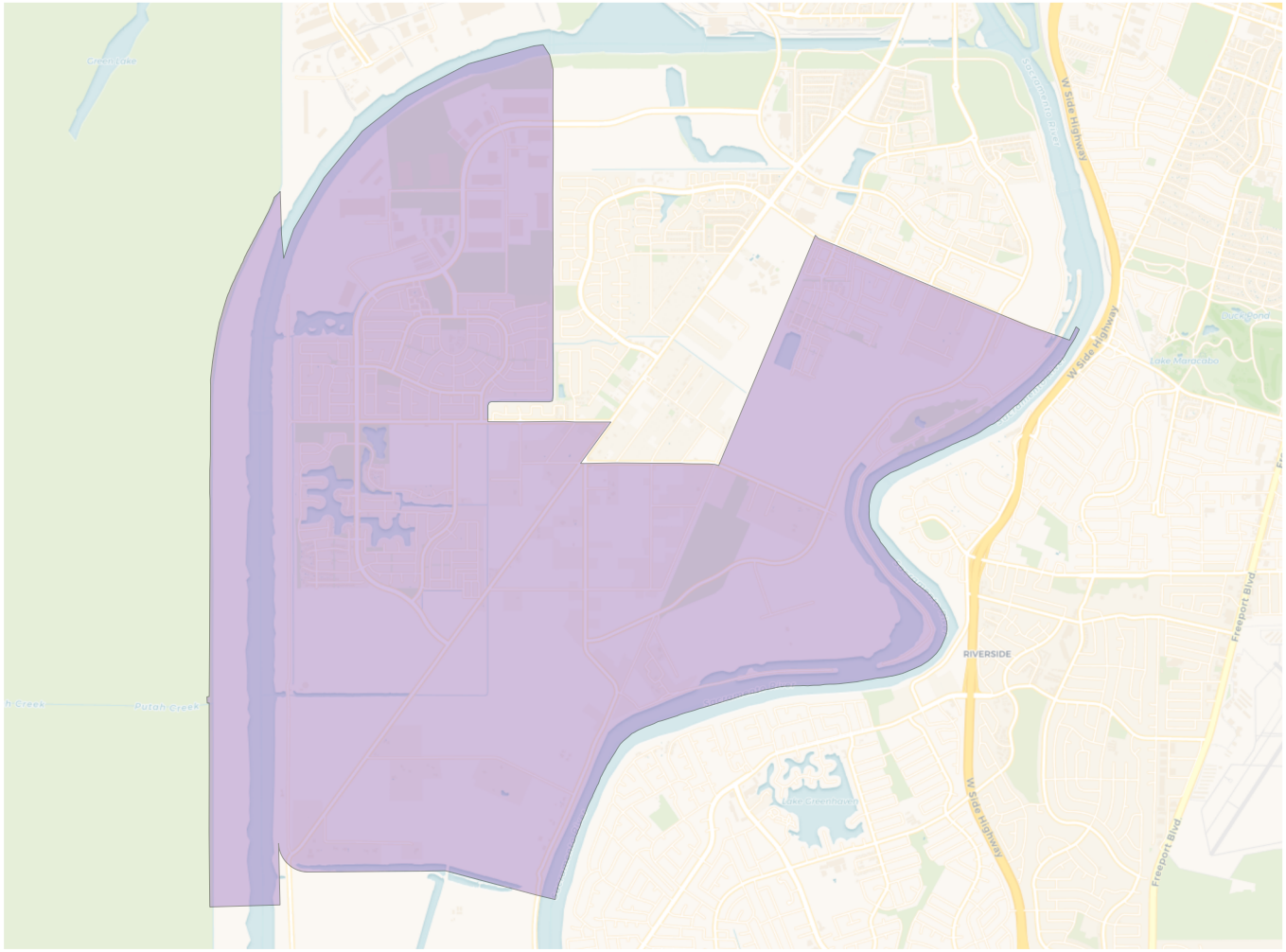

2020 Census

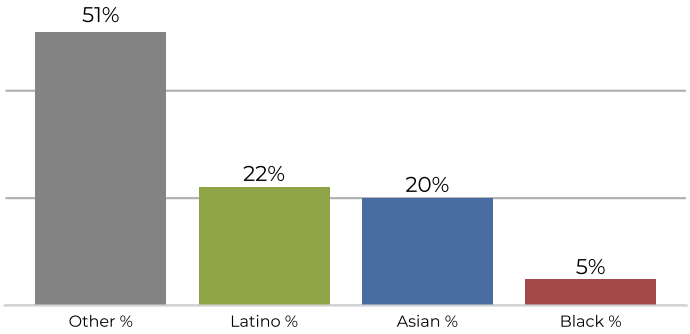

Citizen Voting Age Population

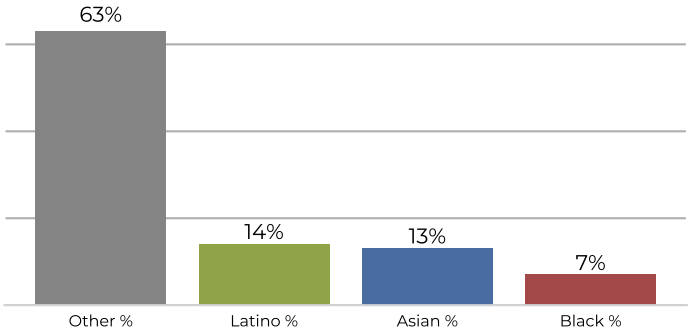

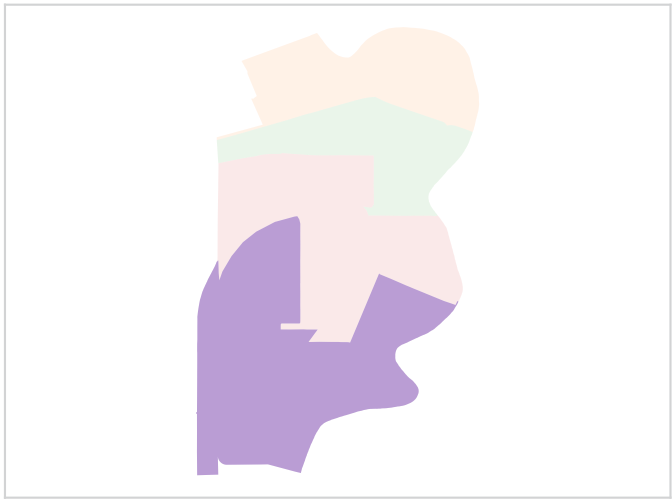

Population	Deviation	Deviation %	Other	Other %	Latino	Latino %	Asian	Asian %	Black	Black %
12,761	-758	-5.6%	6,606	51.8%	2,845	22.3%	2,575	20.2%	735	5.8%

Total CVAP	Other CVAP	Other CVAP %	Latino CVAP	Latino CVAP %	Asian CVAP	Asian CVAP %	Black CVAP	Black CVAP %
7,818	4,968	63.5%	1,159	14.8%	1,075	13.8%	616	7.9%