REDISTRICTING PARTNERS

City of West Sacramento

DistrictR ID 127191

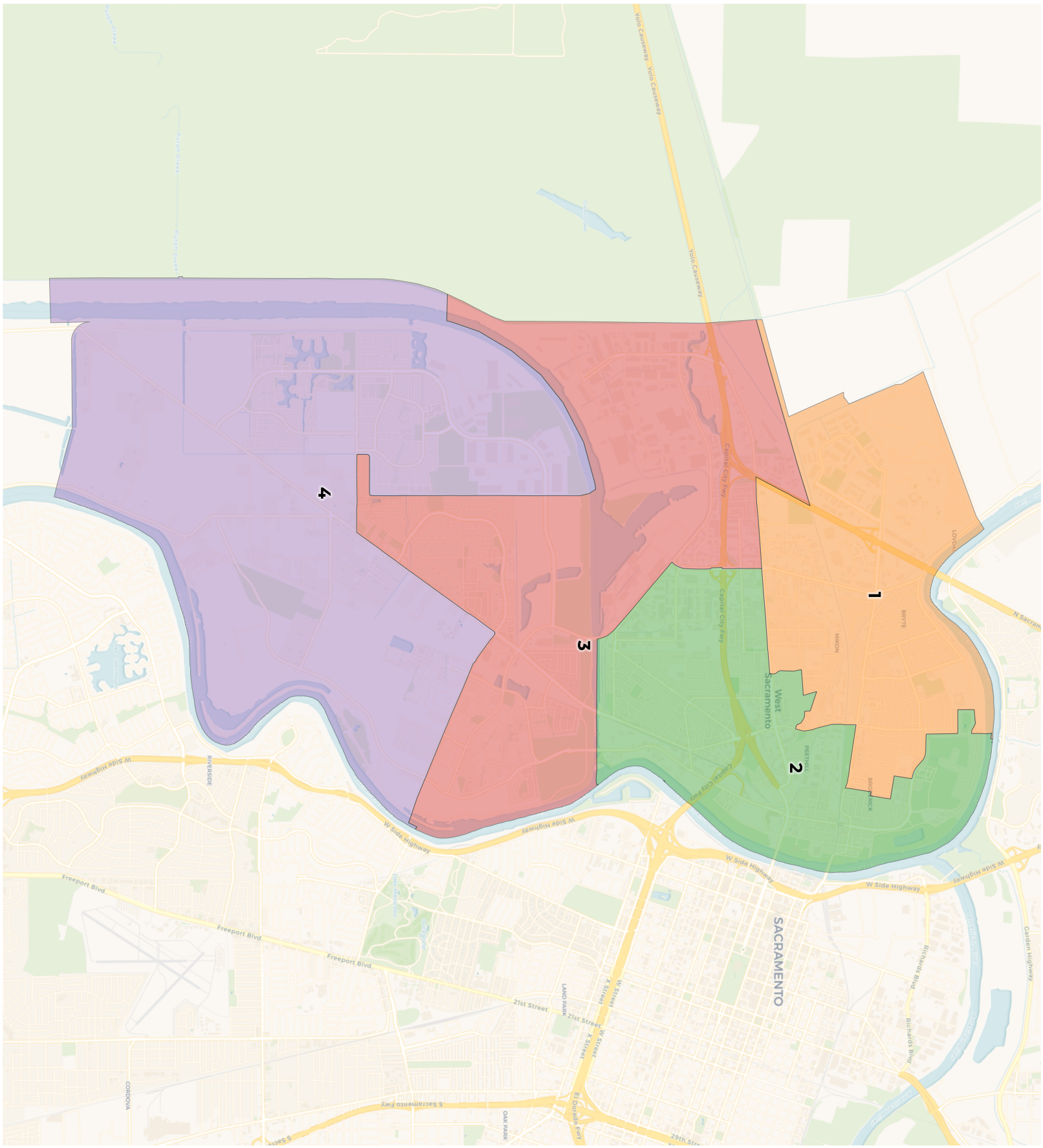

REDISTRICTING PARTNERS

City of West Sacramento

DistrictR ID 127191

2020 Census

	1	2	3	4
Population	13,686	13,686	13,548	13,157
Deviation	167	167	29	-362
Deviation %	1.2%	1.2%	0.2%	-2.7%
Other	5,679	7,037	7,518	6,852
Other %	41.5%	51.4%	55.5%	52.1%
Latino	6,665	4,391	3,313	2,955
Latino %	48.7%	32.1%	24.5%	22.5%
Asian	942	1,476	2,117	2,609
Asian %	6.9%	10.8%	15.6%	19.8%
Black	400	782	600	741
Black %	2.9%	5.7%	4.4%	5.6%

Citizen Voting Age Population (CVAP)

	1	2	3	4
Total CVAP	7,670	8,724	9,058	8,092
Other CVAP	4,041	5,396	6,037	5,175
Other CVAP %	52.7%	61.9%	66.6%	64.0%
Latino CVAP	2,460	2,131	1,328	1,226
Latino CVAP %	32.1%	24.4%	14.7%	15.2%
Asian CVAP	632	521	1,452	1,075
Asian CVAP %	8.2%	6.0%	16.0%	13.3%
Black CVAP	537	676	241	616
Black CVAP %	7.0%	7.7%	2.7%	7.6%

REDISTRICTING PARTNERS

City of West Sacramento

DistrictR ID 127191

District 1

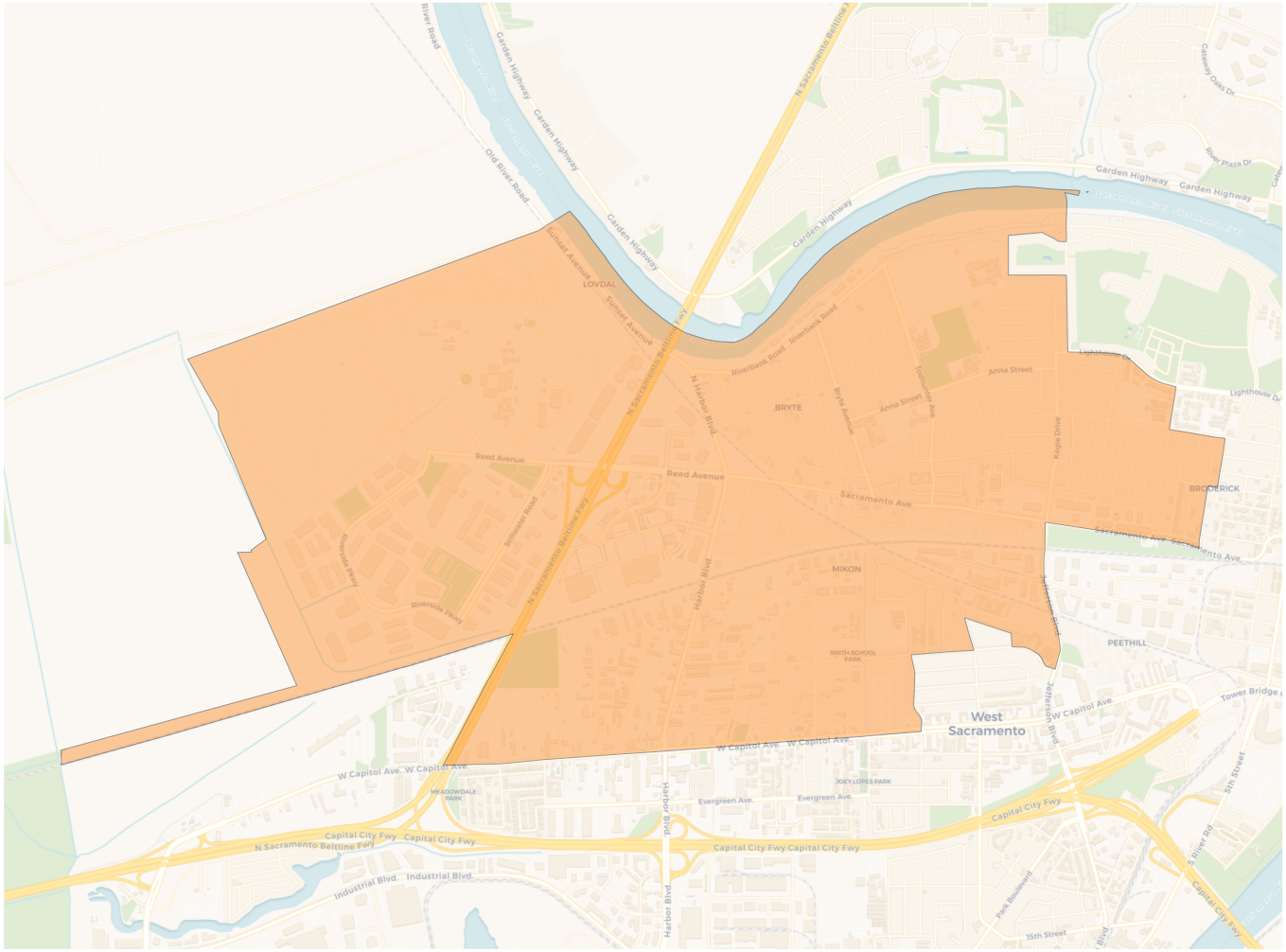

Population	Deviation	Deviation %	Other	Other %	Latino	Latino %	Asian	Asian %	Black	Black %
13,686	167	1.2%	5,679	41.5%	6,665	48.7%	942	6.9%	400	2.9%

Total CVAP	Other CVAP	Other CVAP %	Latino CVAP	Latino CVAP %	Asian CVAP	Asian CVAP %	Black CVAP	Black CVAP %
7,670	4,041	52.7%	2,460	32.1%	632	8.2%	537	7.0%

2020 Census

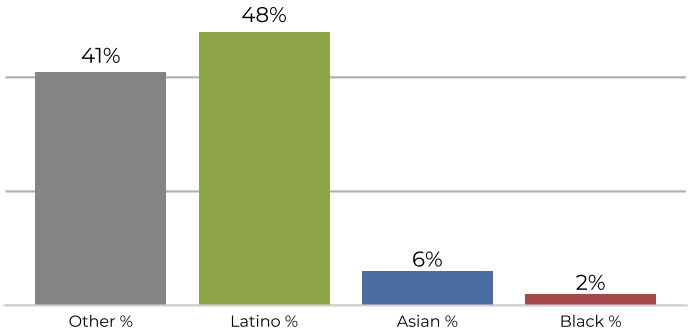

Citizen Voting Age Population

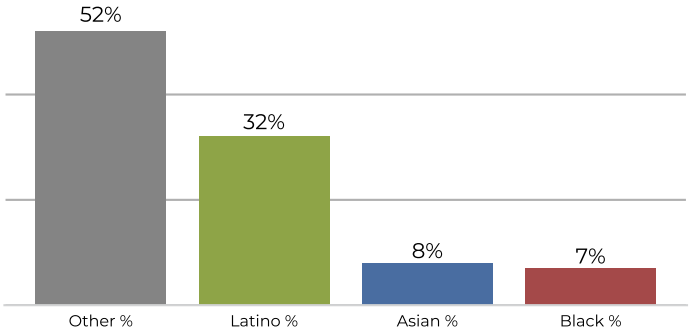

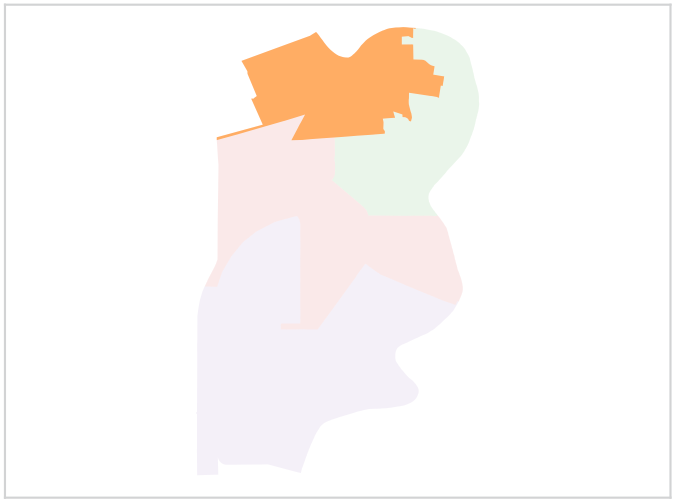

REDISTRICTING PARTNERS

City of West Sacramento

DistrictR ID 127191

District 2

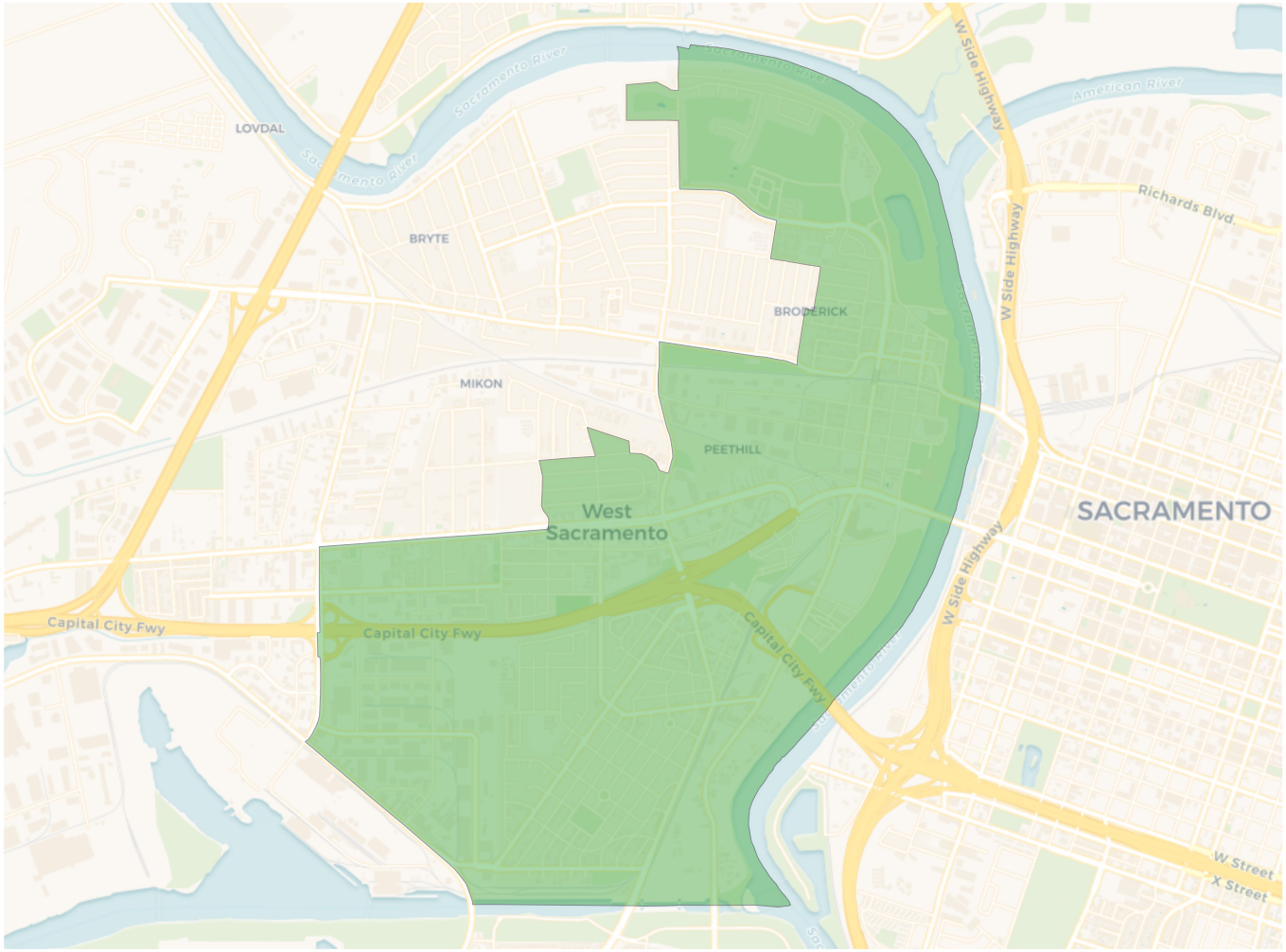

2020 Census

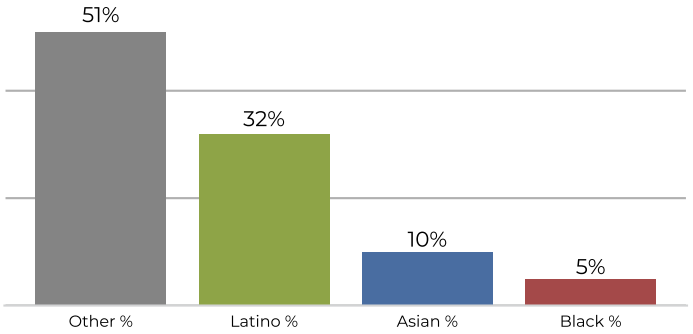

Citizen Voting Age Population

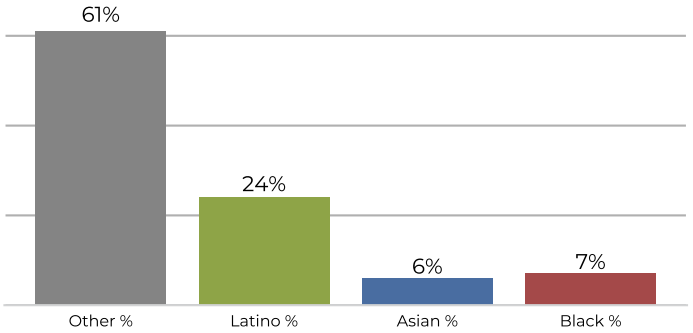

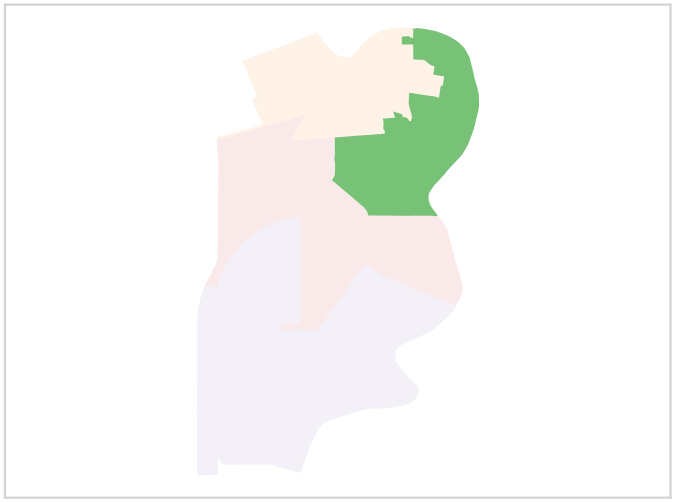

Population	Deviation	Deviation %	Other	Other %	Latino	Latino %	Asian	Asian %	Black	Black %
13,686	167	1.2%	7,037	51.4%	4,391	32.1%	1,476	10.8%	782	5.7%

Total CVAP	Other CVAP	Other CVAP %	Latino CVAP	Latino CVAP %	Asian CVAP	Asian CVAP %	Black CVAP	Black CVAP %
8,724	5,396	61.9%	2,131	24.4%	521	6.0%	676	7.7%

REDISTRICTING PARTNERS

City of West Sacramento

DistrictR ID 127191

District 3

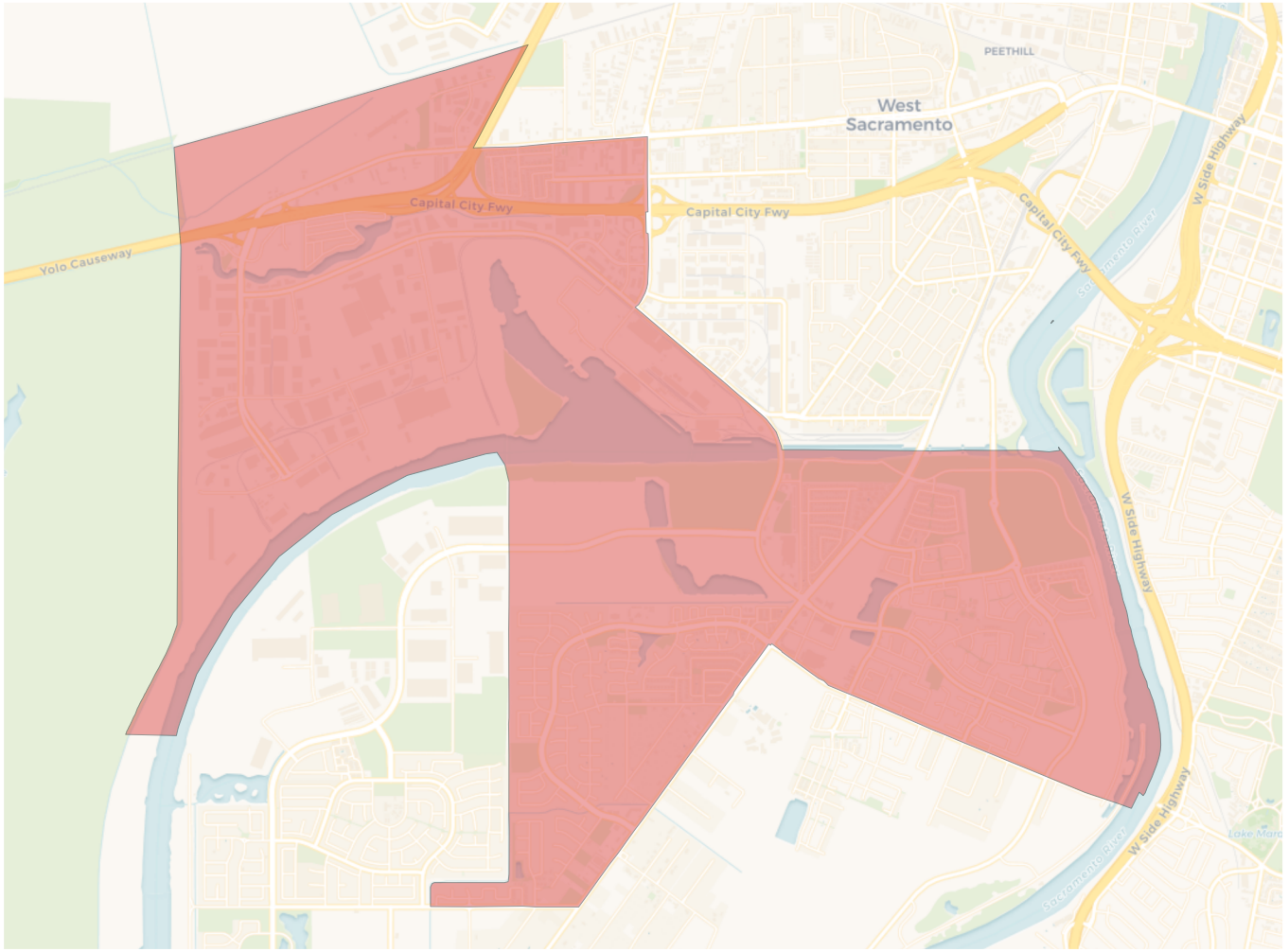

2020 Census

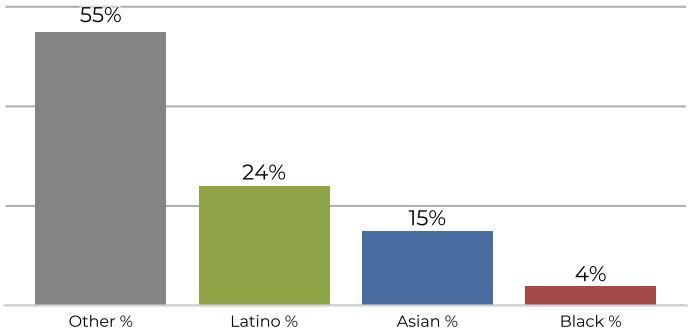

Citizen Voting Age Population

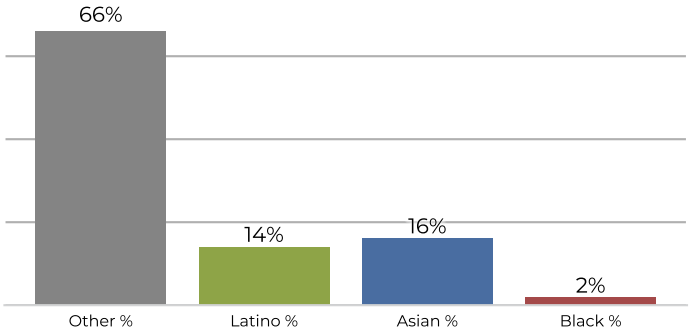

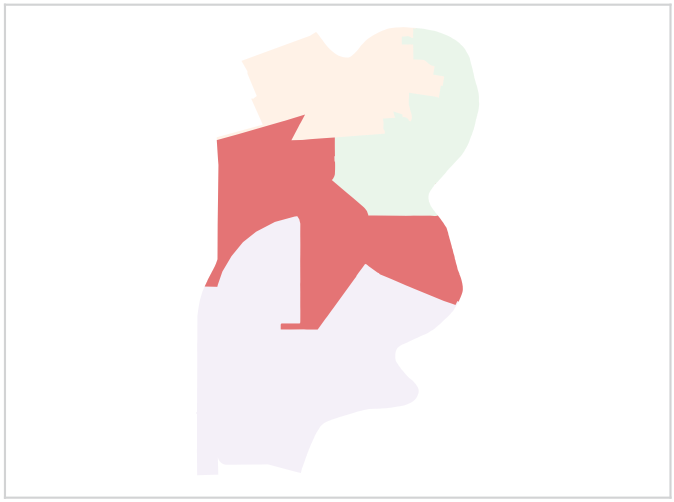

Population	Deviation	Deviation %	Other	Other %	Latino	Latino %	Asian	Asian %	Black	Black %
13,548	29	0.2%	7,518	55.5%	3,313	24.5%	2,117	15.6%	600	4.4%

Total CVAP	Other CVAP	Other CVAP %	Latino CVAP	Latino CVAP %	Asian CVAP	Asian CVAP %	Black CVAP	Black CVAP %
9,058	6,037	66.6%	1,328	14.7%	1,452	16.0%	241	2.7%

REDISTRICTING PARTNERS

City of West Sacramento

DistrictR ID 127191

District 4

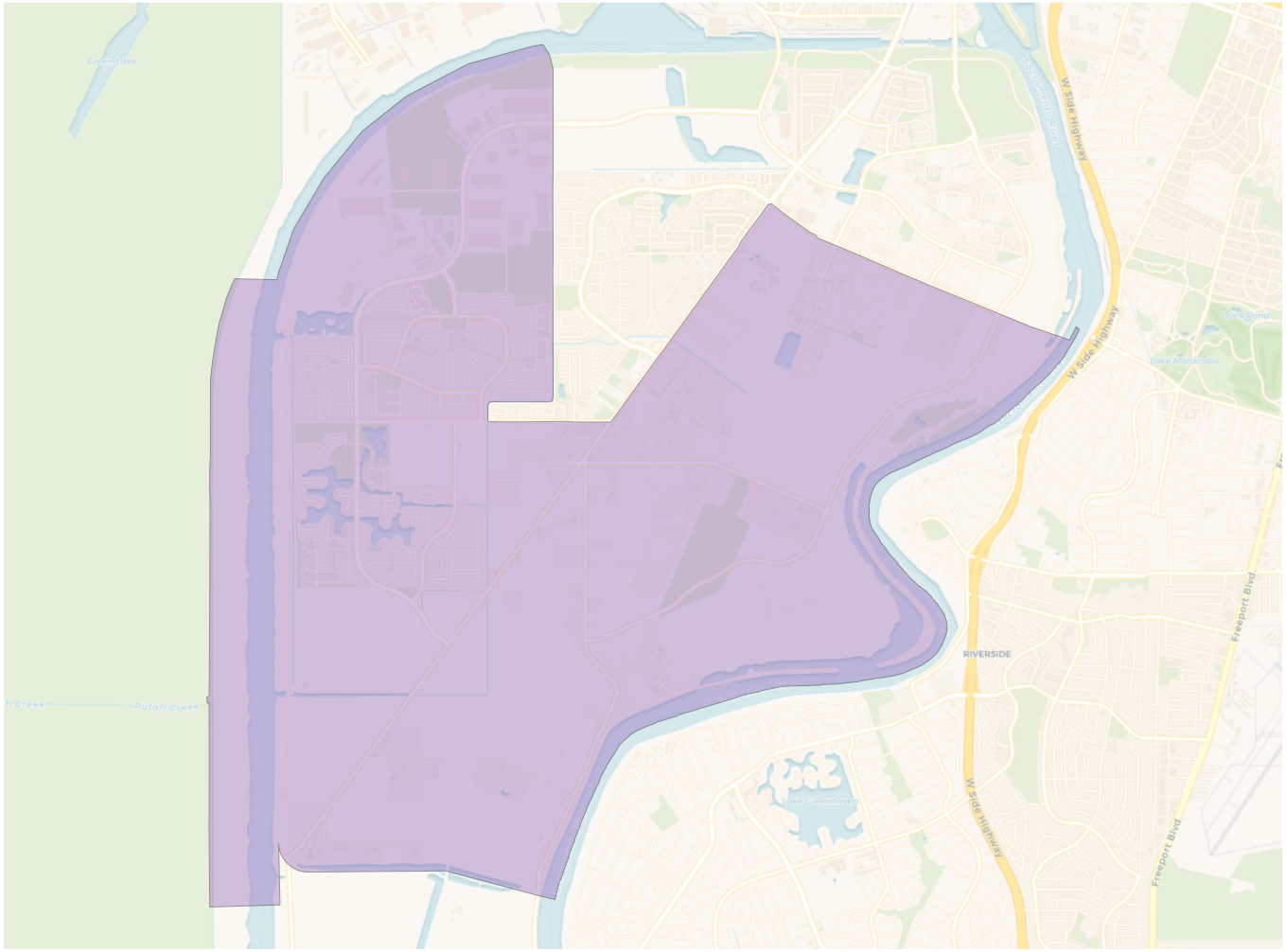

2020 Census

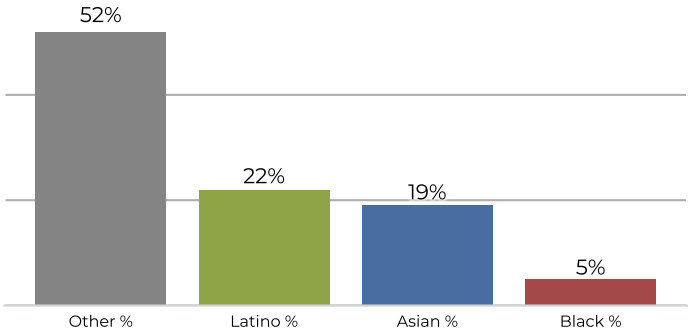

Citizen Voting Age Population

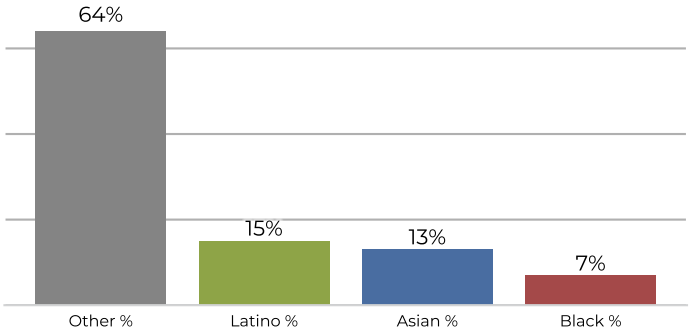

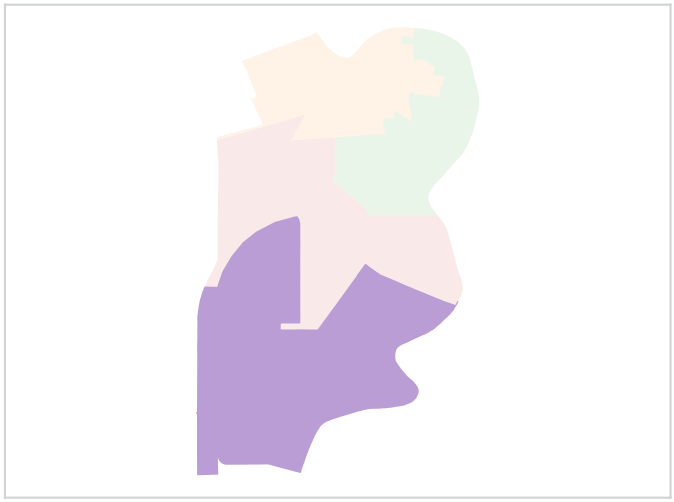

Population	Deviation	Deviation %	Other	Other %	Latino	Latino %	Asian	Asian %	Black	Black %
13,157	-362	-2.7%	6,852	52.1%	2,955	22.5%	2,609	19.8%	741	5.6%

Total CVAP	Other CVAP	Other CVAP %	Latino CVAP	Latino CVAP %	Asian CVAP	Asian CVAP %	Black CVAP	Black CVAP %
8,092	5,175	64.0%	1,226	15.2%	1,075	13.3%	616	7.6%