REDISTRICTING PARTNERS

City of West Sacramento

DistrictR ID 118905

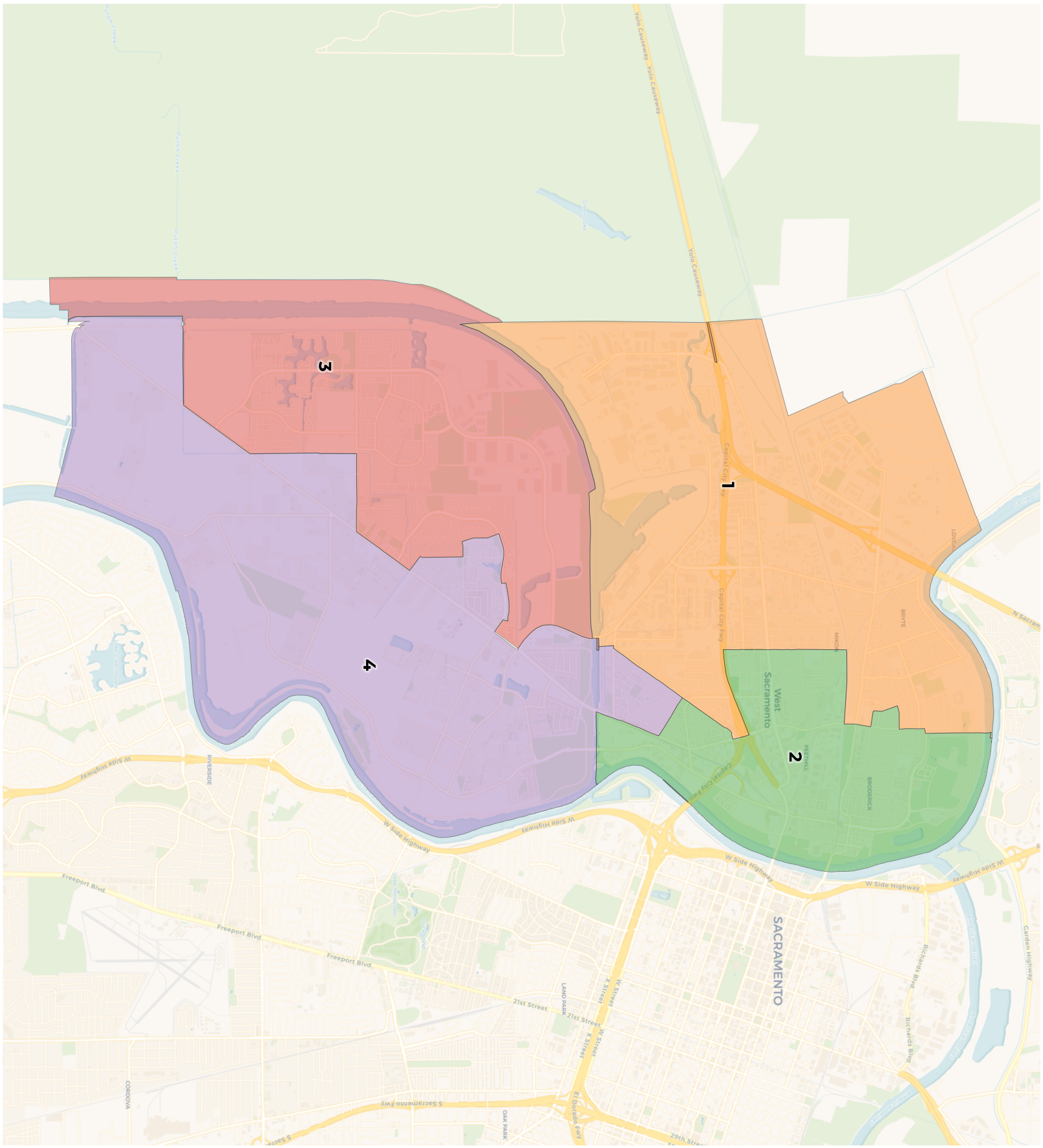

REDISTRICTING PARTNERS

City of West Sacramento

DistrictR ID 118905

2020 Census

	1	2	3	4
Population	14,039	13,789	13,137	13,112
Deviation	520	270	-382	-407
Deviation %	3.8%	2.0%	-2.8%	-3.0%
Other	6,522	6,062	7,055	7,447
Other %	46.5%	44.0%	53.7%	56.8%
Latino	5,825	5,616	2,924	2,959
Latino %	41.5%	40.7%	22.3%	22.6%
Asian	1,151	1,334	2,407	2,252
Asian %	8.2%	9.7%	18.3%	17.2%
Black	541	777	751	454
Black %	3.9%	5.6%	5.7%	3.5%

Citizen Voting Age Population (CVAP)

	1	2	3	4
Total CVAP	8,233	7,779	8,683	8,849
Other CVAP	4,739	4,406	5,514	5,990
Other CVAP %	57.6%	56.6%	63.5%	67.7%
Latino CVAP	2,256	2,203	1,414	1,272
Latino CVAP %	27.4%	28.3%	16.3%	14.4%
Asian CVAP	605	576	1,136	1,363
Asian CVAP %	7.3%	7.4%	13.1%	15.4%
Black CVAP	633	594	619	224
Black CVAP %	7.7%	7.6%	7.1%	2.5%

REDISTRICTING PARTNERS

City of West Sacramento

DistrictR ID 118905

District 1

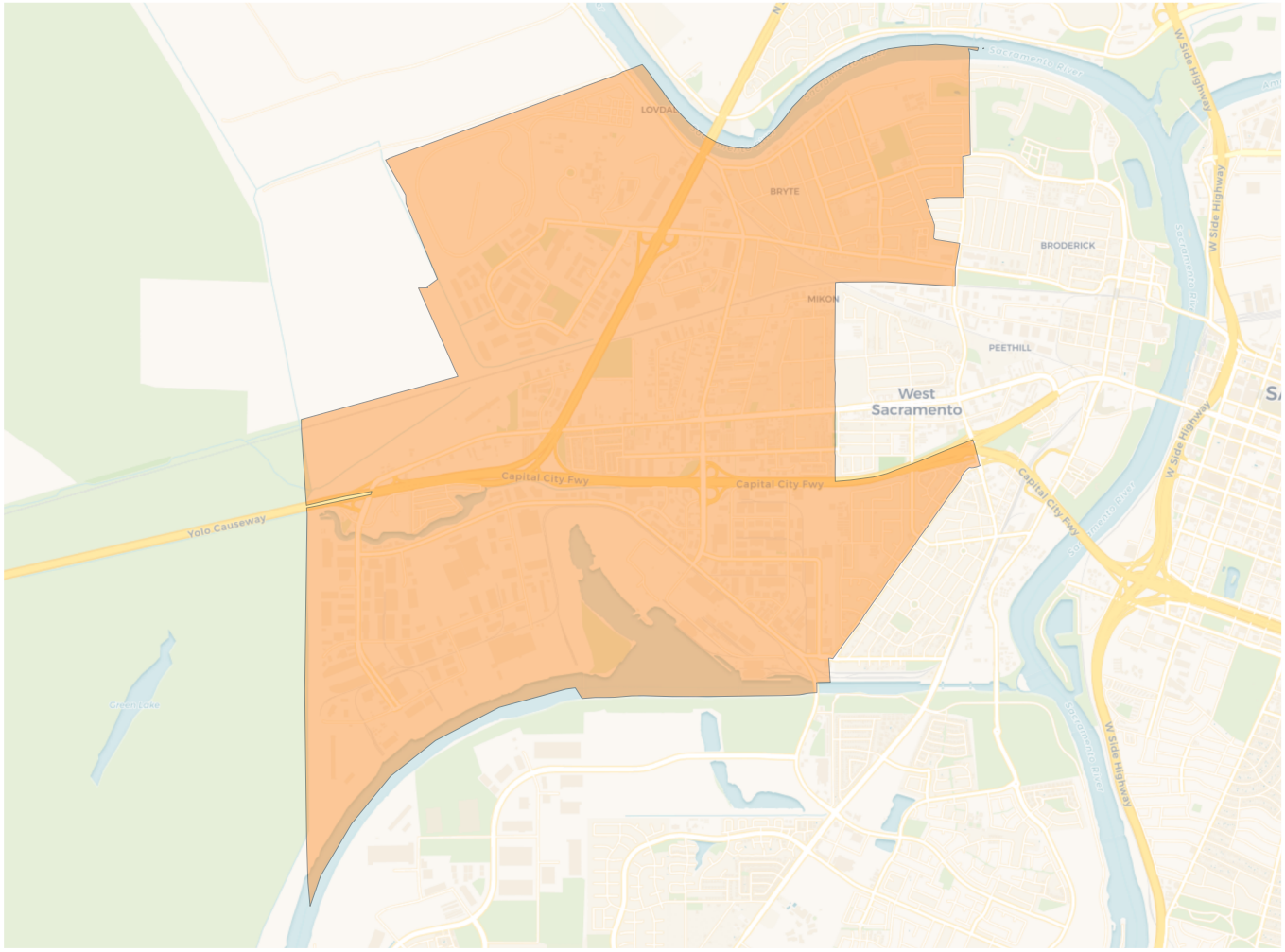

2020 Census

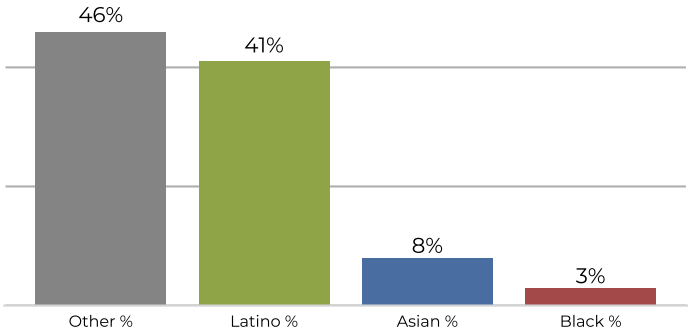

Citizen Voting Age Population

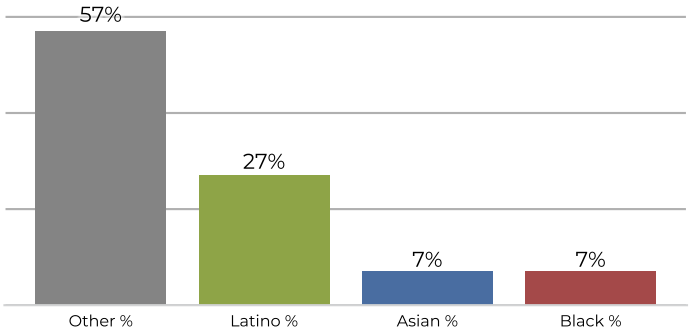

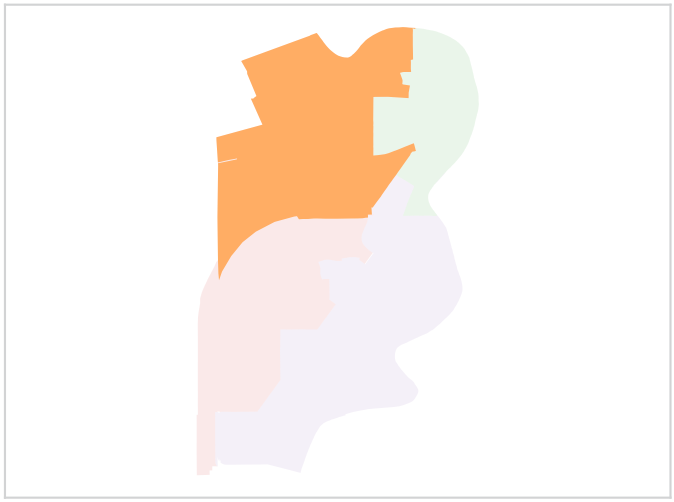

Population	Deviation	Deviation %	Other	Other %	Latino	Latino %	Asian	Asian %	Black	Black %
14,039	520	3.8%	6,522	46.5%	5,825	41.5%	1,151	8.2%	541	3.9%

Total CVAP	Other CVAP	Other CVAP %	Latino CVAP	Latino CVAP %	Asian CVAP	Asian CVAP %	Black CVAP	Black CVAP %
8,233	4,739	57.6%	2,256	27.4%	605	7.3%	633	7.7%

REDISTRICTING PARTNERS

City of West Sacramento

DistrictR ID 118905

District 2

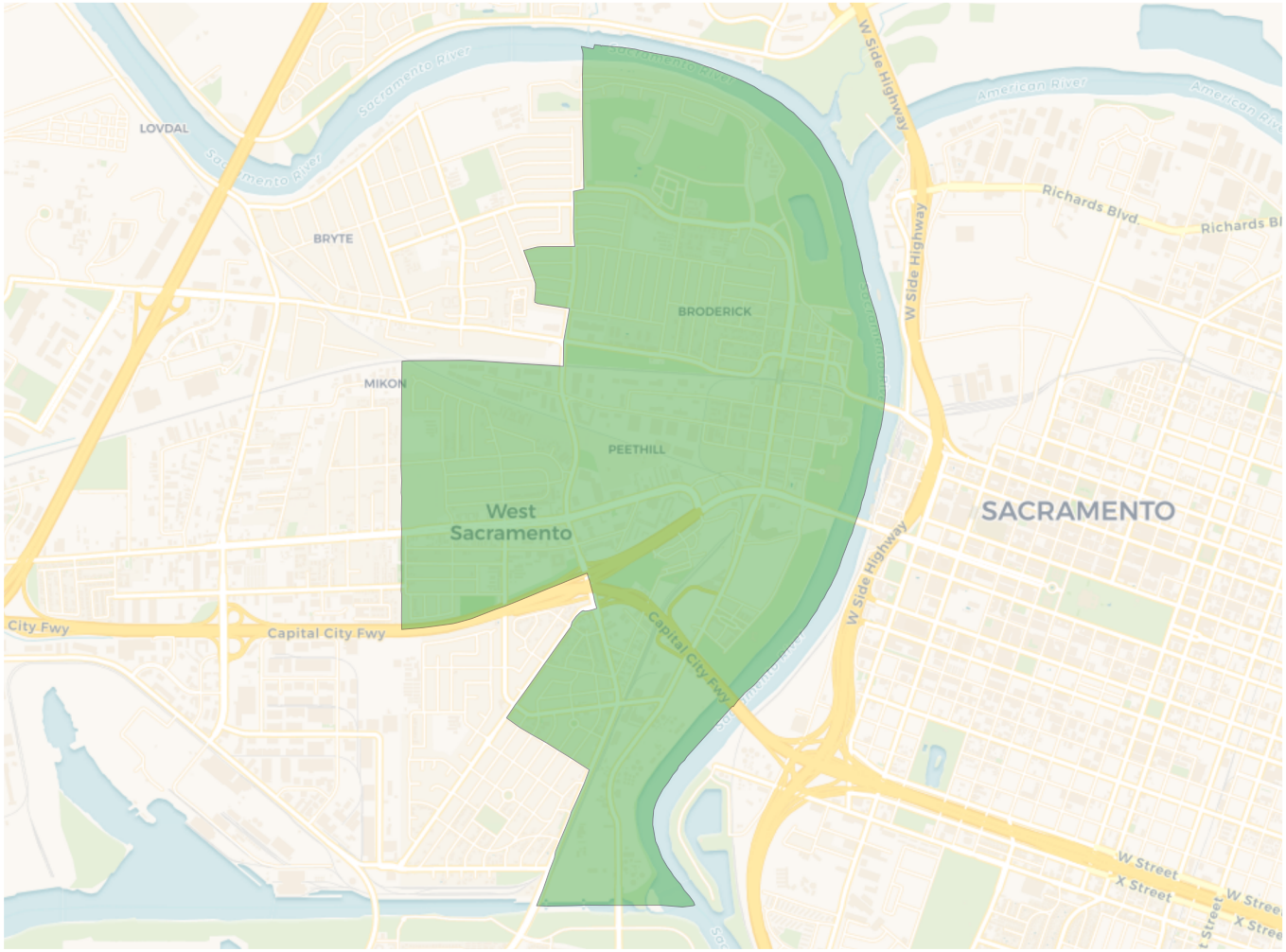

2020 Census

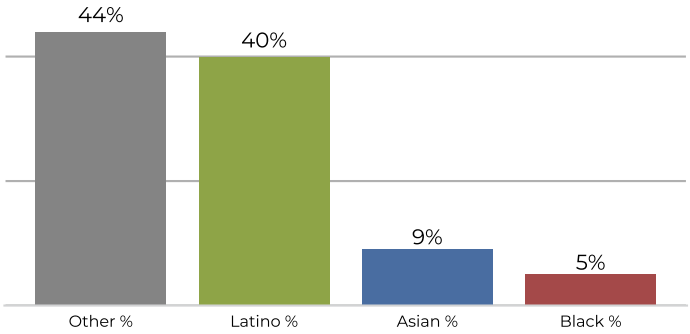

Citizen Voting Age Population

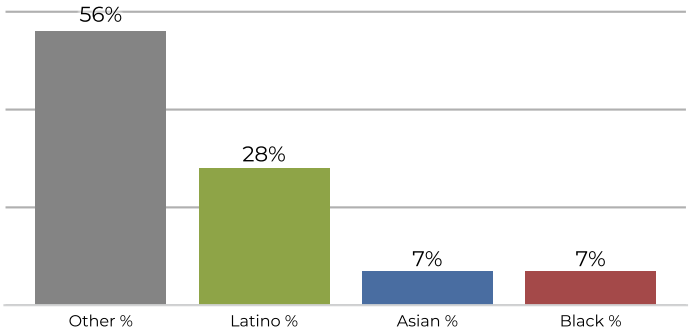

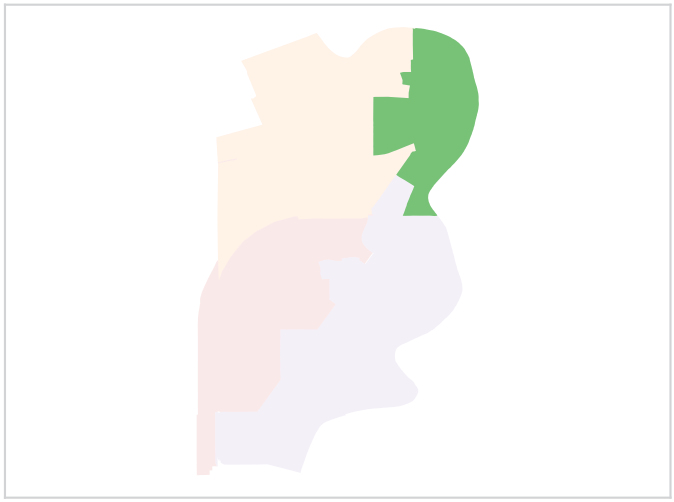

Population	Deviation	Deviation %	Other	Other %	Latino	Latino %	Asian	Asian %	Black	Black %
13,789	270	2.0%	6,062	44.0%	5,616	40.7%	1,334	9.7%	777	5.6%

Total CVAP	Other CVAP	Other CVAP %	Latino CVAP	Latino CVAP %	Asian CVAP	Asian CVAP %	Black CVAP	Black CVAP %
7,779	4,406	56.6%	2,203	28.3%	576	7.4%	594	7.6%

REDISTRICTING PARTNERS

City of West Sacramento

DistrictR ID 118905

District 3

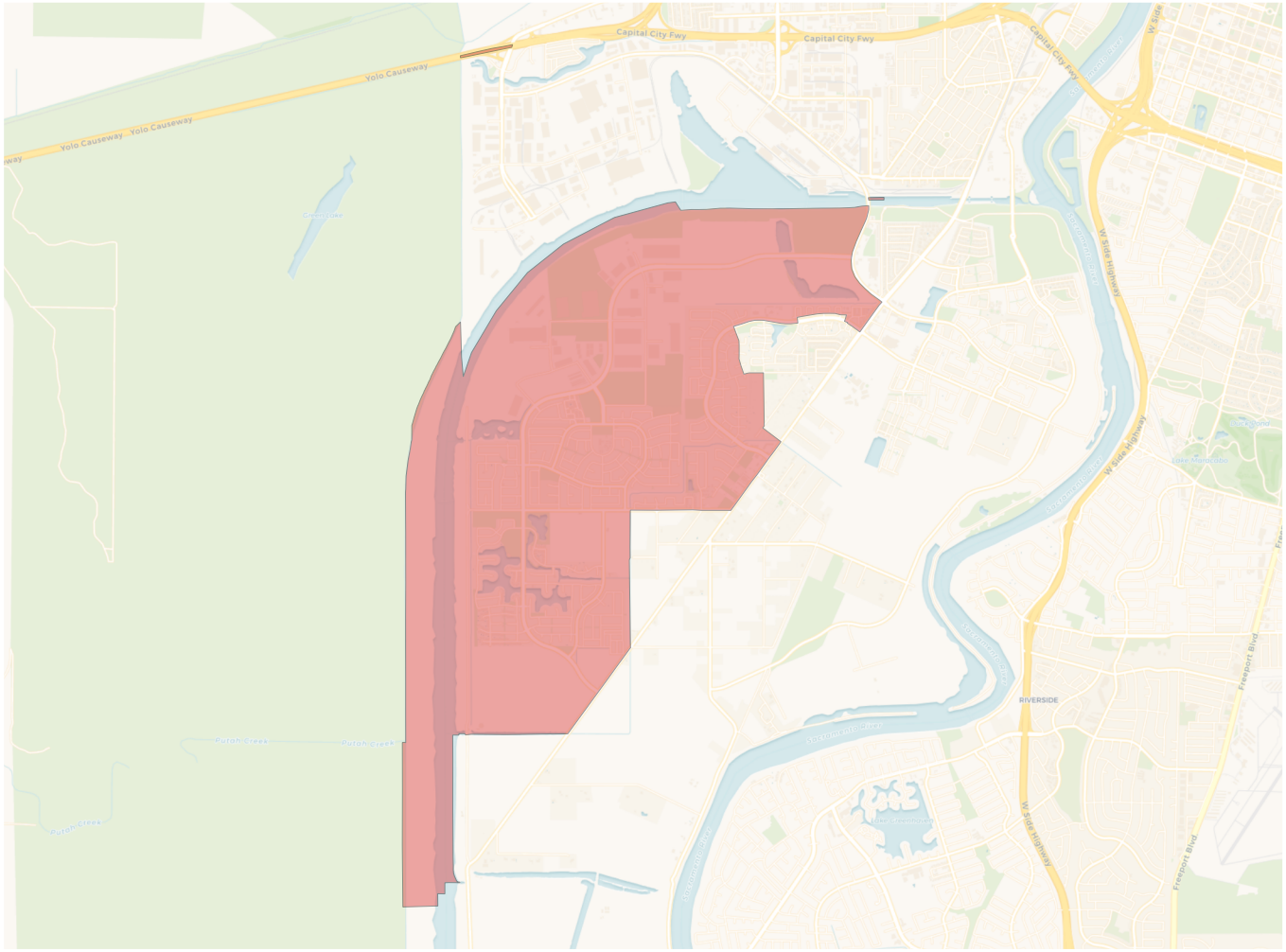

2020 Census

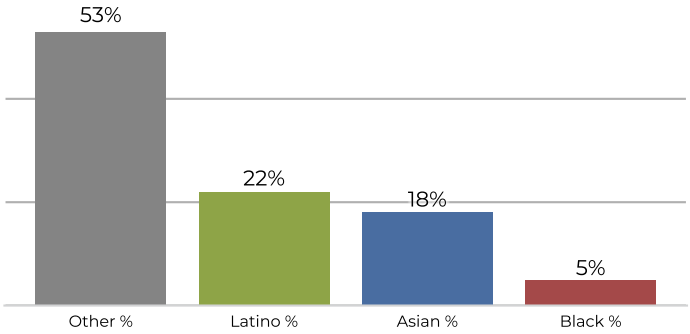

Citizen Voting Age Population

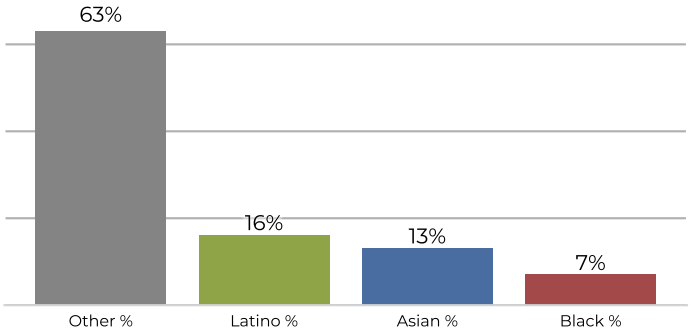

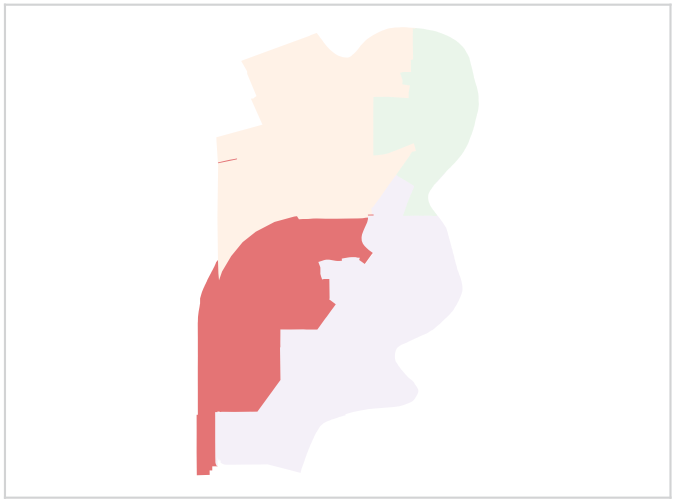

Population	Deviation	Deviation %	Other	Other %	Latino	Latino %	Asian	Asian %	Black	Black %
13,137	-382	-2.8%	7,055	53.7%	2,924	22.3%	2,407	18.3%	751	5.7%

Total CVAP	Other CVAP	Other CVAP %	Latino CVAP	Latino CVAP %	Asian CVAP	Asian CVAP %	Black CVAP	Black CVAP %
8,683	5,514	63.5%	1,414	16.3%	1,136	13.1%	619	7.1%

REDISTRICTING PARTNERS

City of West Sacramento

DistrictR ID 118905

District 4

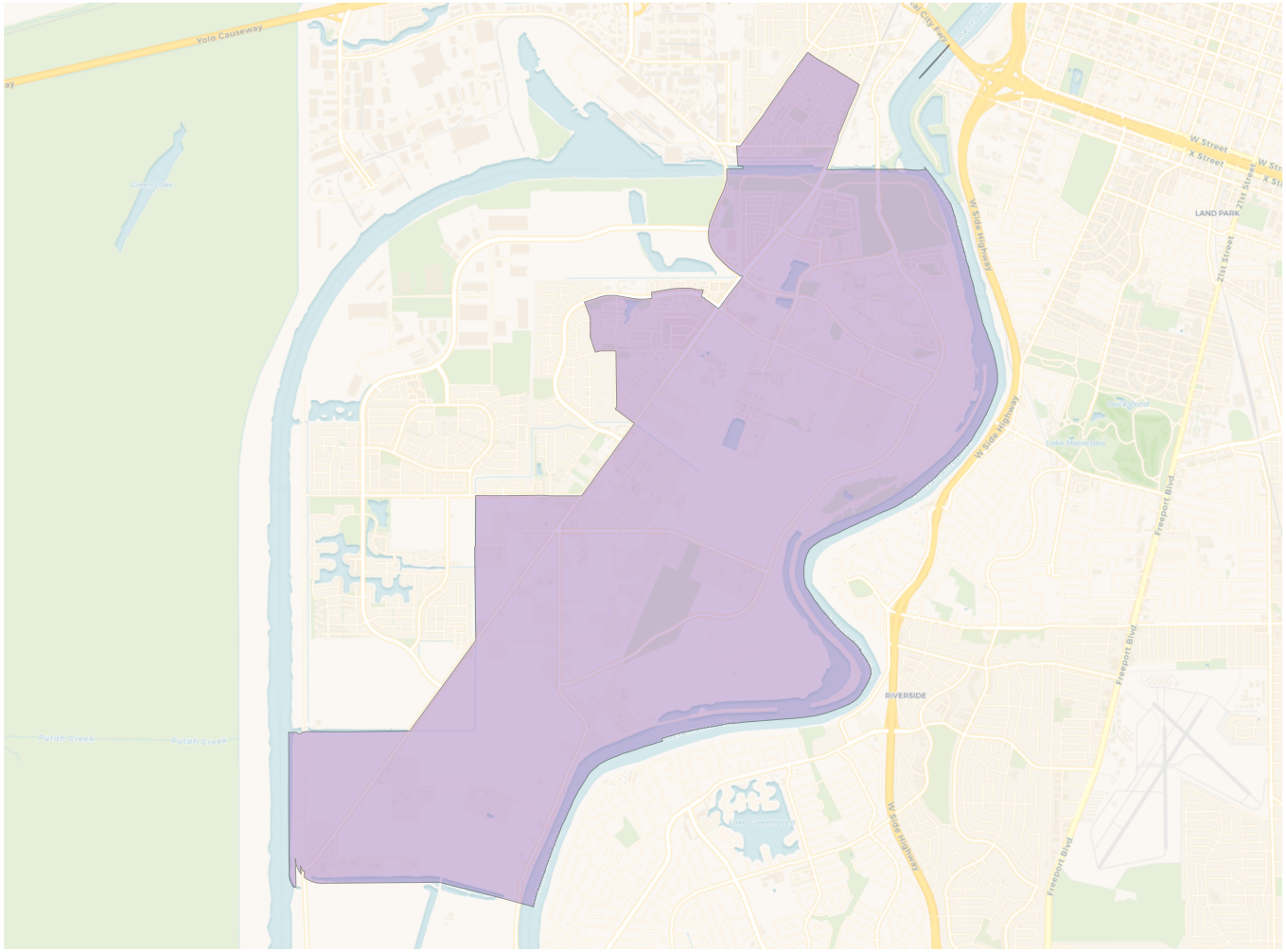

2020 Census

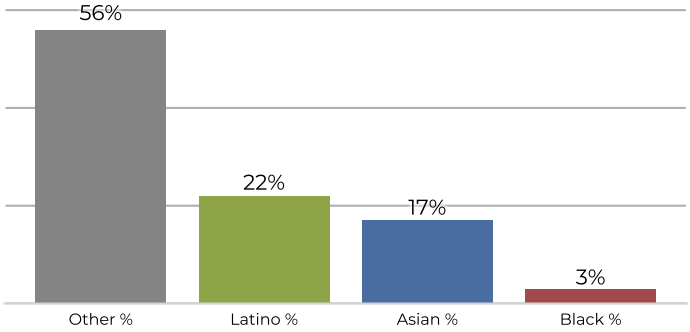

Citizen Voting Age Population

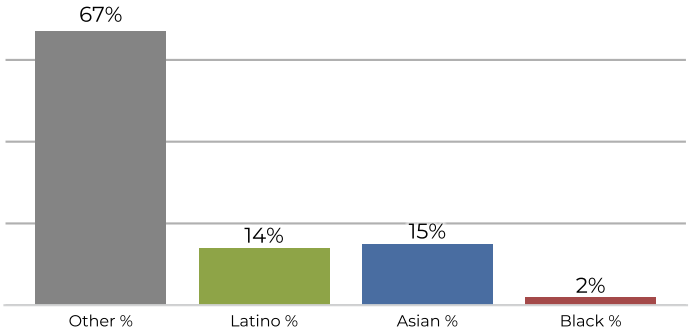

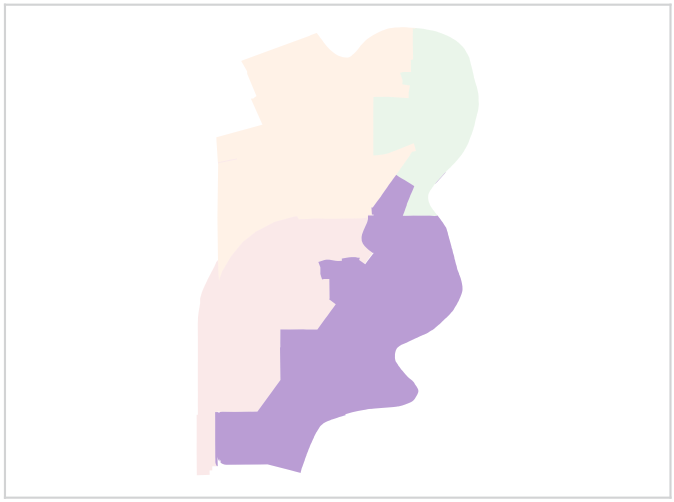

Population	Deviation	Deviation %	Other	Other %	Latino	Latino %	Asian	Asian %	Black	Black %
13,112	-407	-3.0%	7,447	56.8%	2,959	22.6%	2,252	17.2%	454	3.5%

Total CVAP	Other CVAP	Other CVAP %	Latino CVAP	Latino CVAP %	Asian CVAP	Asian CVAP %	Black CVAP	Black CVAP %
8,849	5,990	67.7%	1,272	14.4%	1,363	15.4%	224	2.5%