REDISTRICTING PARTNERS

City of West Sacramento

DistrictR ID 117958

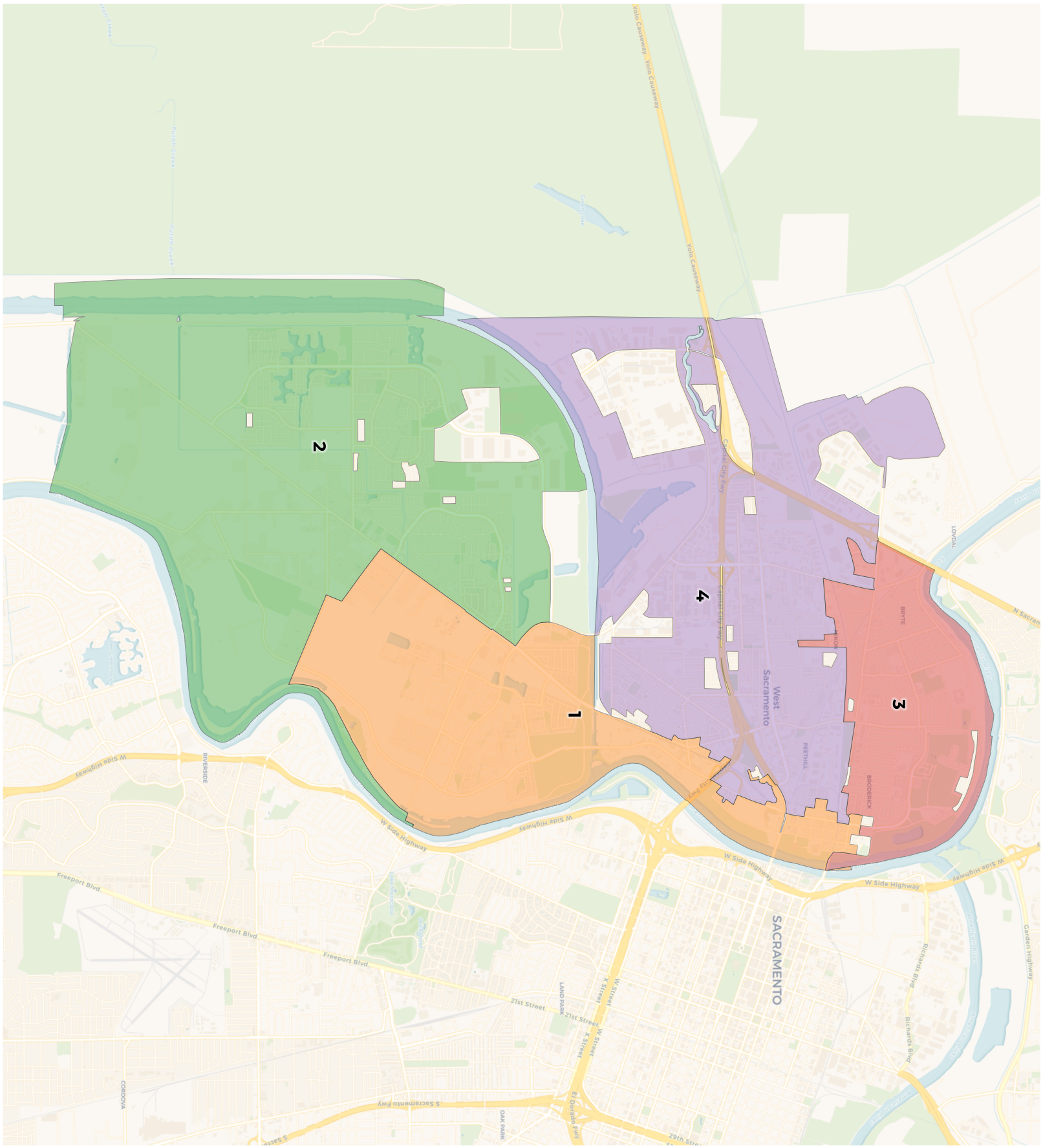

REDISTRICTING PARTNERS

City of West Sacramento

DistrictR ID 117958

2020 Census

	1	2	3	4
Population	11,092	15,449	12,017	13,356
Deviation	-1,886	2,471	-961	378
Deviation %	-14.5%	19.0%	-7.4%	2.9%
Other	6,023	8,491	5,309	6,120
Other %	54.3%	55.0%	44.2%	45.8%
Latino	2,490	3,451	5,305	5,449
Latino %	22.4%	22.3%	44.1%	40.8%
Asian	2,116	2,707	974	1,125
Asian %	19.1%	17.5%	8.1%	8.4%
Black	463	800	429	662
Black %	4.2%	5.2%	3.6%	5.0%

Citizen Voting Age Population (CVAP)

	1	2	3	4
Total CVAP	6,966	10,230	7,216	7,802
Other CVAP	4,382	6,840	3,926	4,608
Other CVAP %	62.9%	66.9%	54.4%	59.1%
Latino CVAP	974	1,530	2,207	2,200
Latino CVAP %	14.0%	15.0%	30.6%	28.2%
Asian CVAP	1,322	1,250	521	513
Asian CVAP %	19.0%	12.2%	7.2%	6.6%
Black CVAP	288	610	562	481
Black CVAP %	4.1%	6.0%	7.8%	6.2%

REDISTRICTING PARTNERS

City of West Sacramento

DistrictR ID 117958

District 1

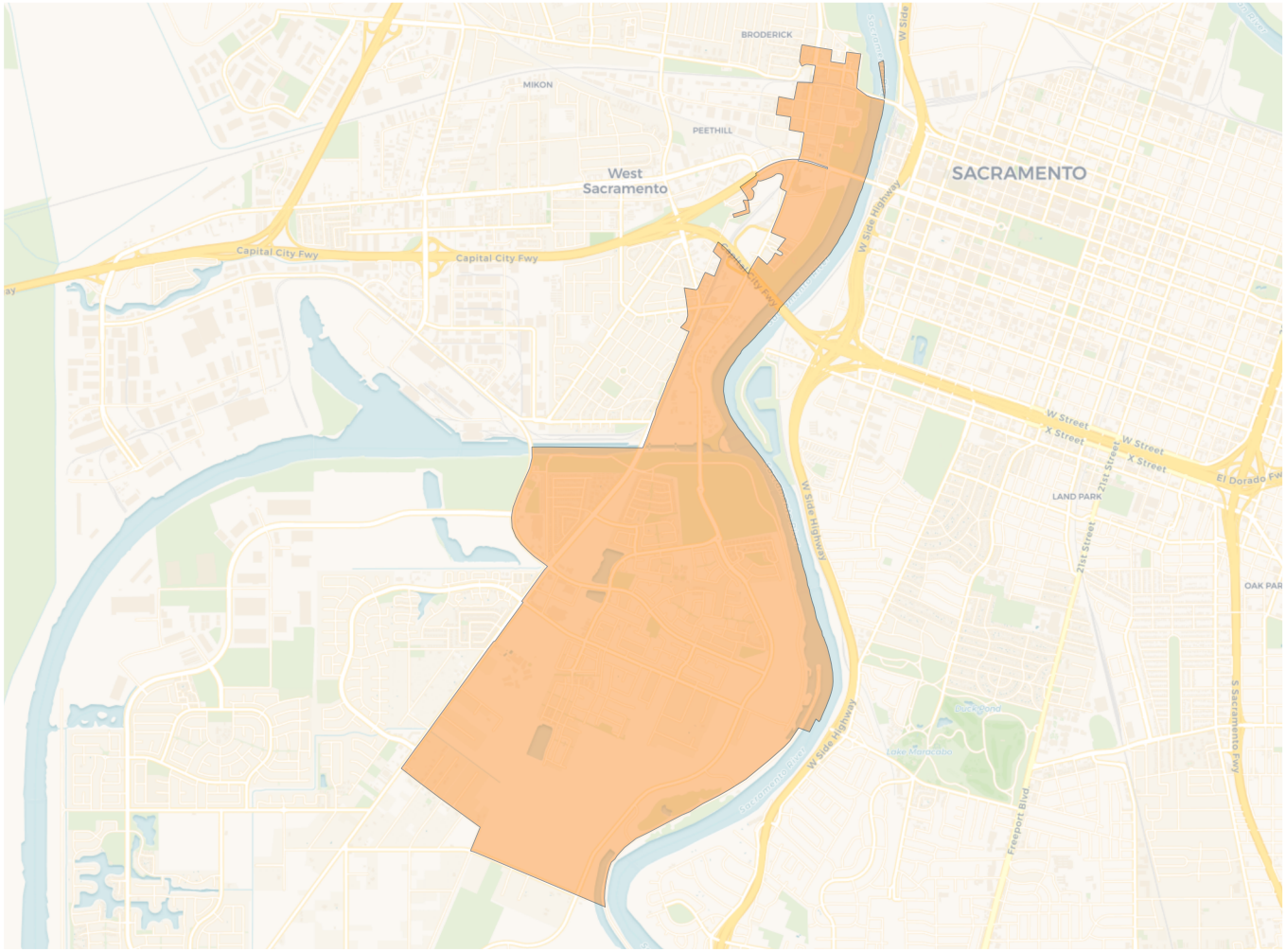

2020 Census

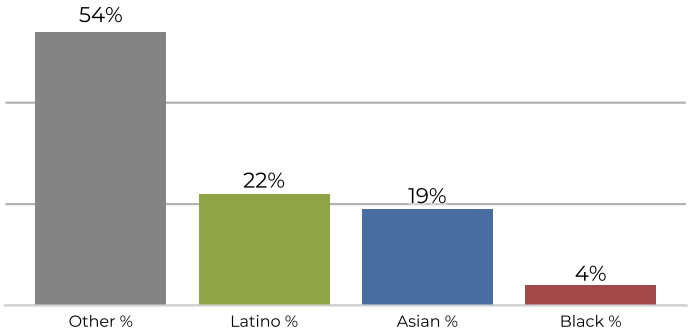

Citizen Voting Age Population

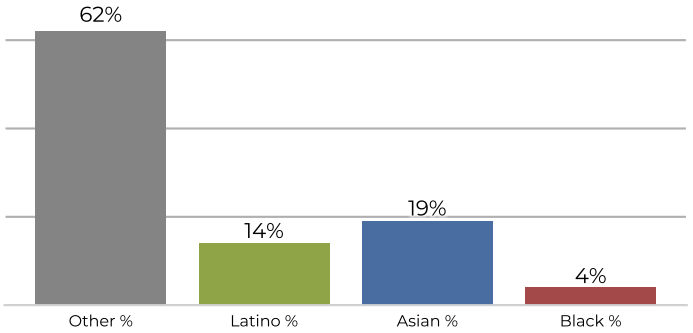

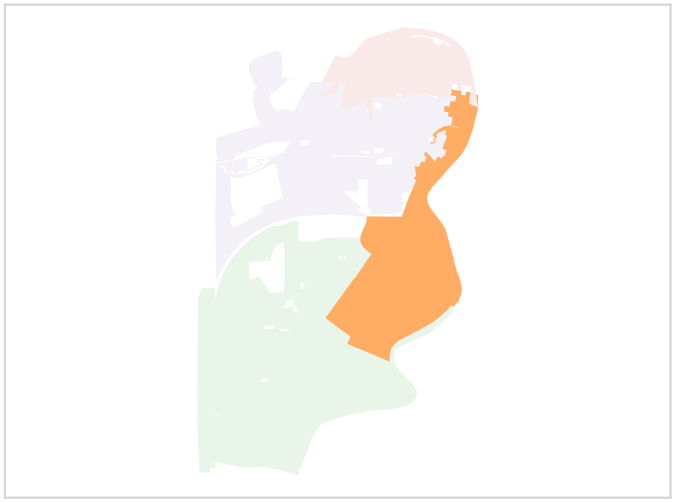

Population	Deviation	Deviation %	Other	Other %	Latino	Latino %	Asian	Asian %	Black	Black %
11,092	-1,886	-14.5%	6,023	54.3%	2,490	22.4%	2,116	19.1%	463	4.2%

Total CVAP	Other CVAP	Other CVAP %	Latino CVAP	Latino CVAP %	Asian CVAP	Asian CVAP %	Black CVAP	Black CVAP %
6,966	4,382	62.9%	974	14.0%	1,322	19.0%	288	4.1%

REDISTRICTING PARTNERS

City of West Sacramento

DistrictR ID 117958

District 2

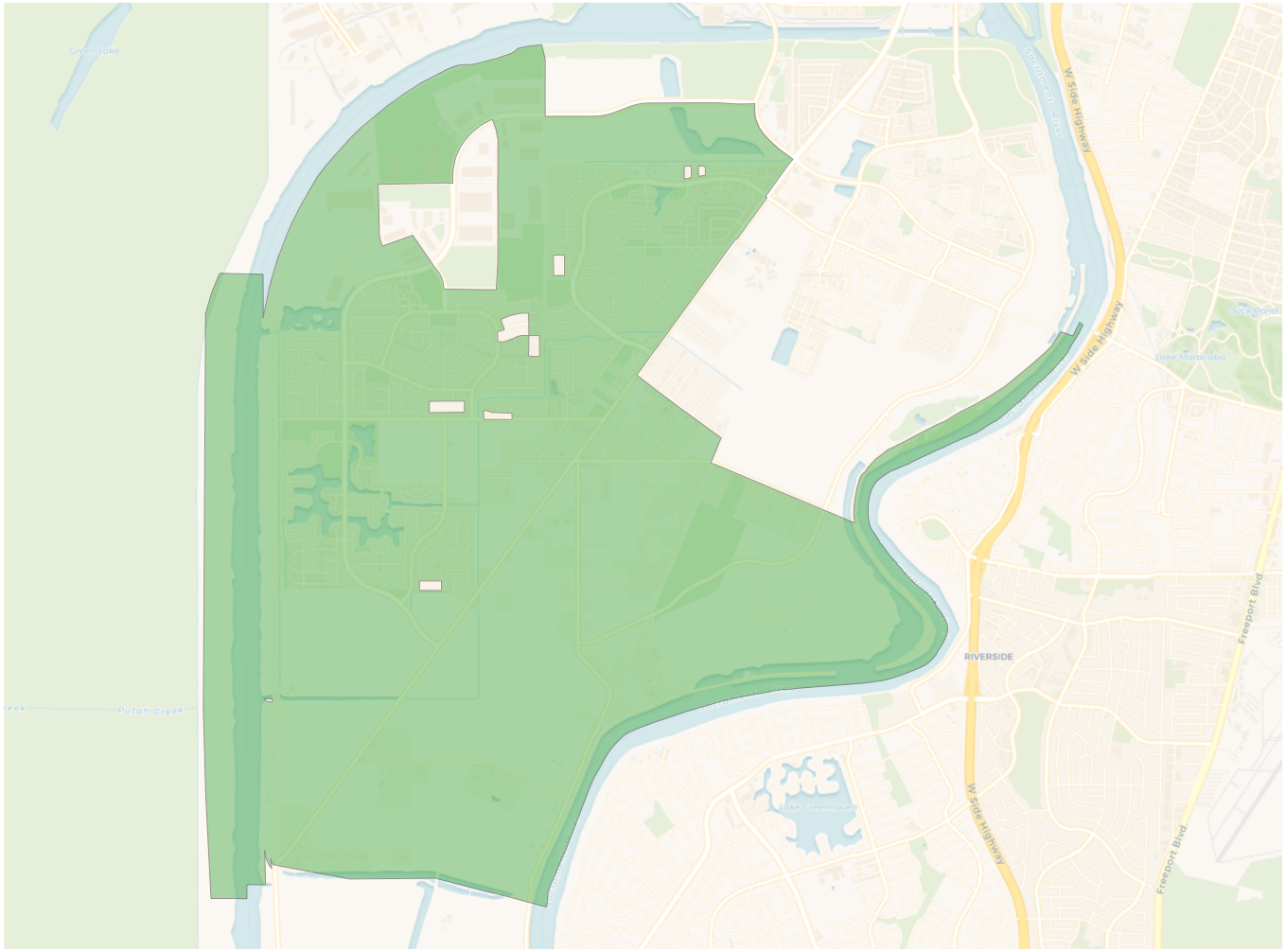

2020 Census

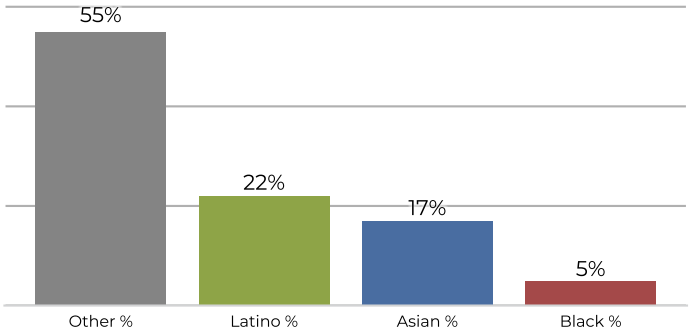

Citizen Voting Age Population

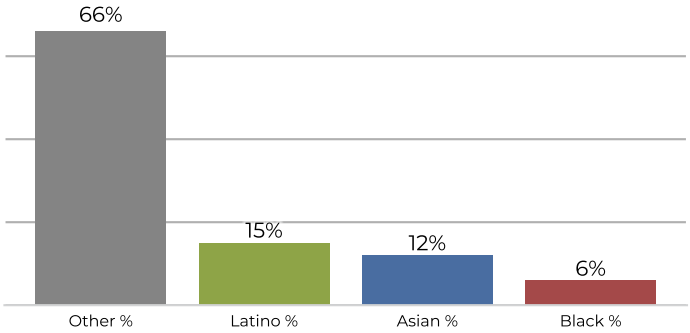



Population	Deviation	Deviation %	Other	Other %	Latino	Latino %	Asian	Asian %	Black	Black %
15,449	2,471	19.0%	8,491	55.0%	3,451	22.3%	2,707	17.5%	800	5.2%

Total CVAP	Other CVAP	Other CVAP %	Latino CVAP	Latino CVAP %	Asian CVAP	Asian CVAP %	Black CVAP	Black CVAP %
10,230	6,840	66.9%	1,530	15.0%	1,250	12.2%	610	6.0%

REDISTRICTING PARTNERS

City of West Sacramento

DistrictR ID 117958

District 3

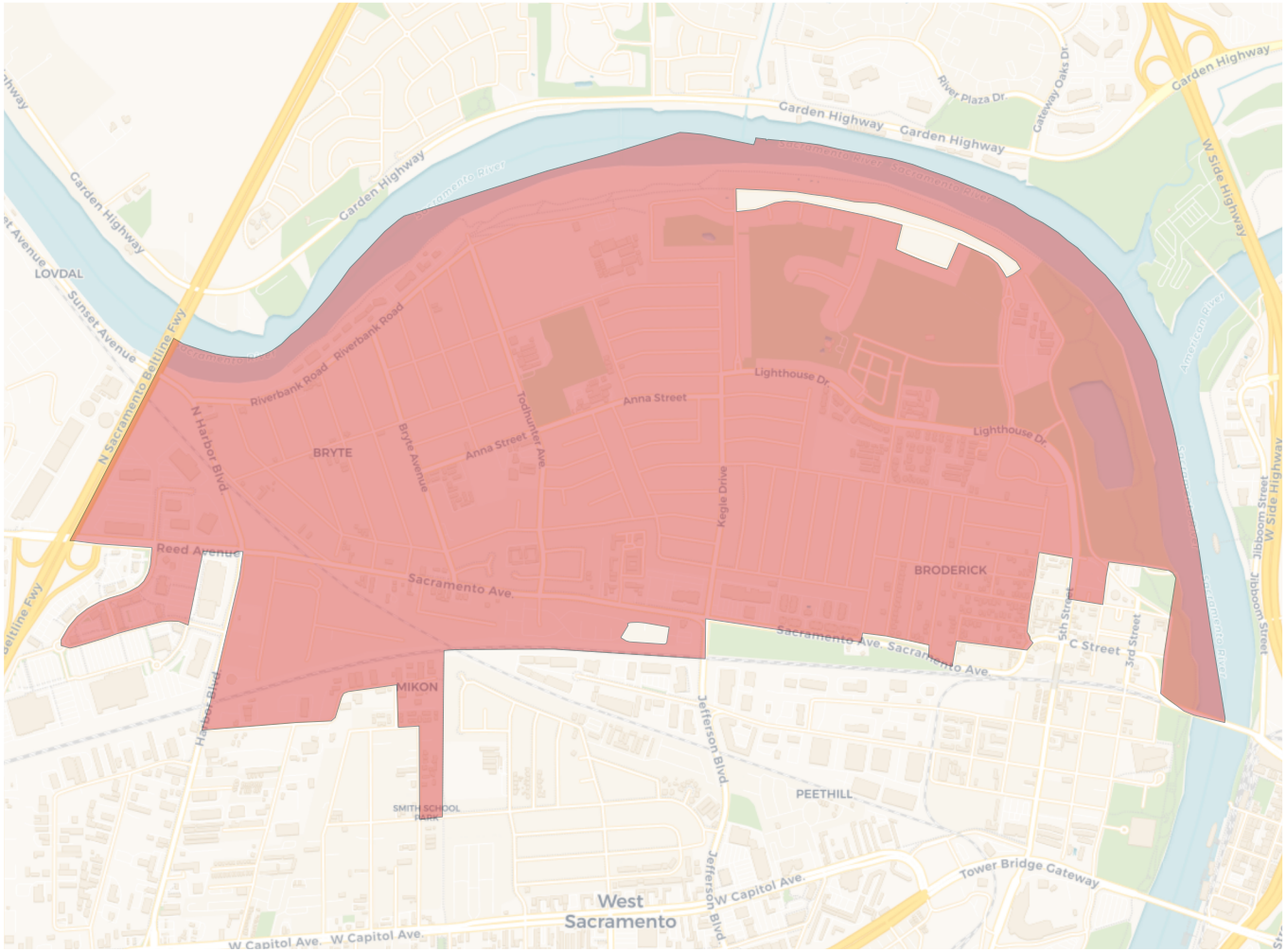

2020 Census

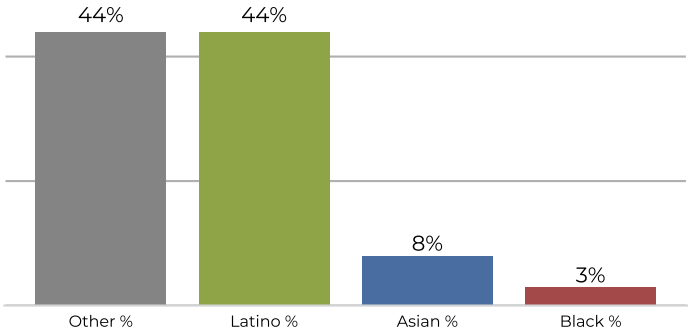

Citizen Voting Age Population

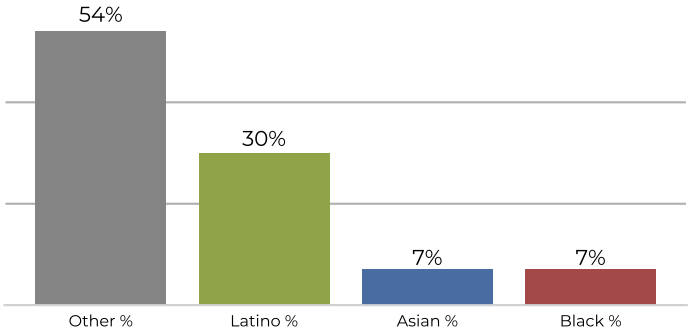



Population	Deviation	Deviation %	Other	Other %	Latino	Latino %	Asian	Asian %	Black	Black %
12,017	-961	-7.4%	5,309	44.2%	5,305	44.1%	974	8.1%	429	3.6%

Total CVAP	Other CVAP	Other CVAP %	Latino CVAP	Latino CVAP %	Asian CVAP	Asian CVAP %	Black CVAP	Black CVAP %
7,216	3,926	54.4%	2,207	30.6%	521	7.2%	562	7.8%

REDISTRICTING PARTNERS

City of West Sacramento

DistrictR ID 117958

District 4

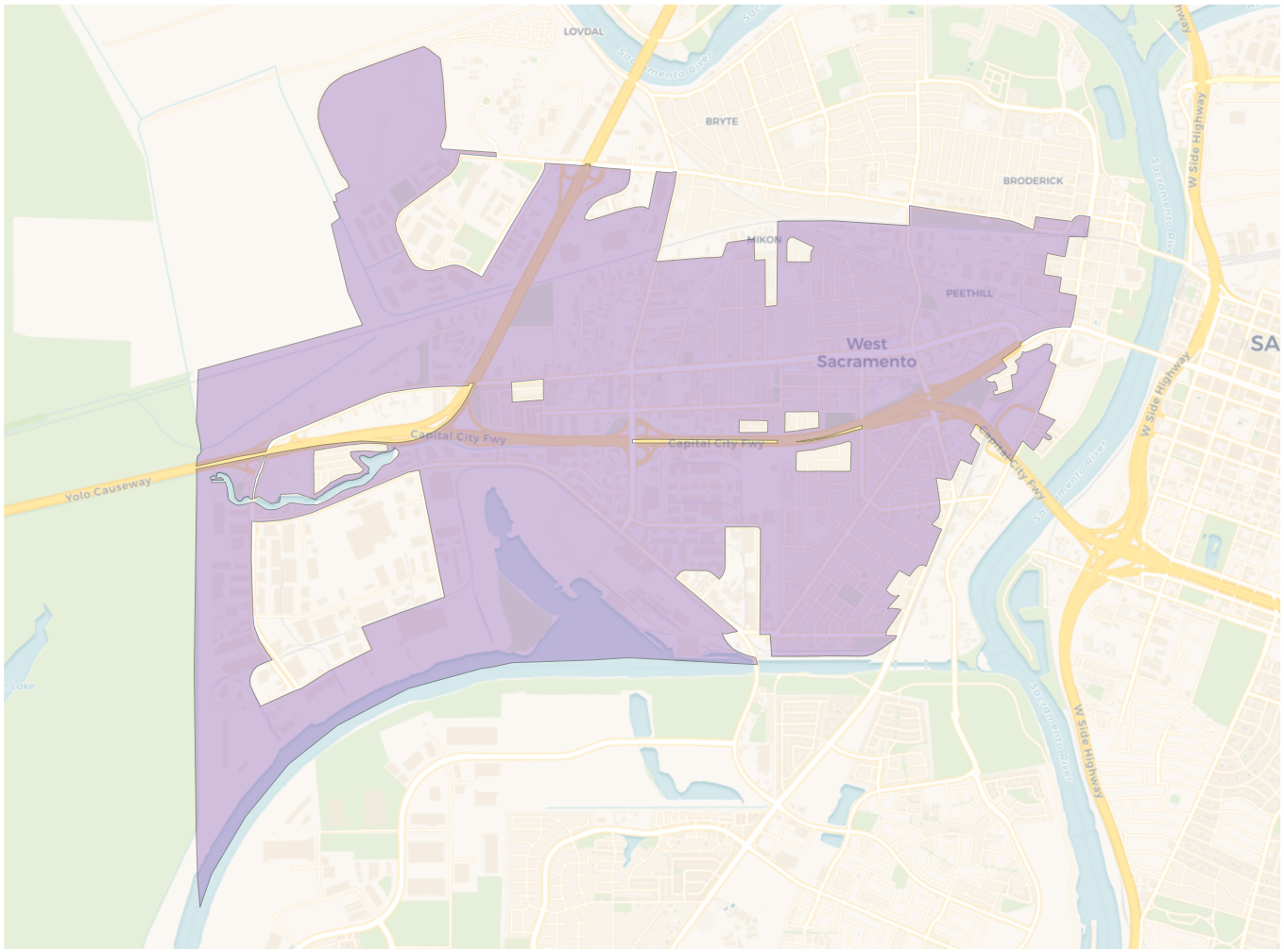

2020 Census

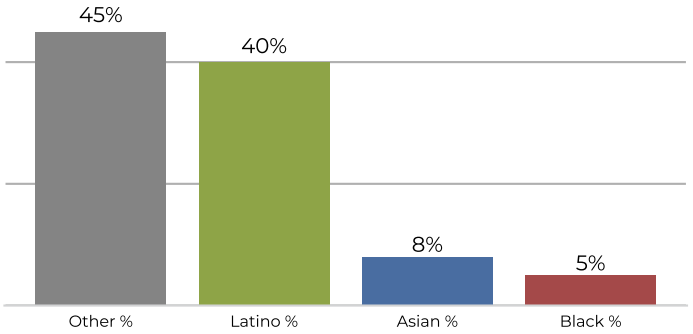

Citizen Voting Age Population

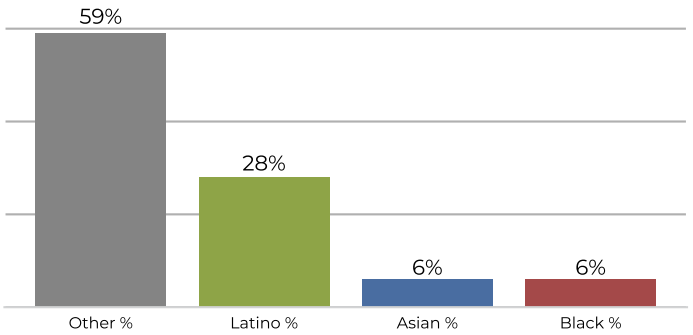

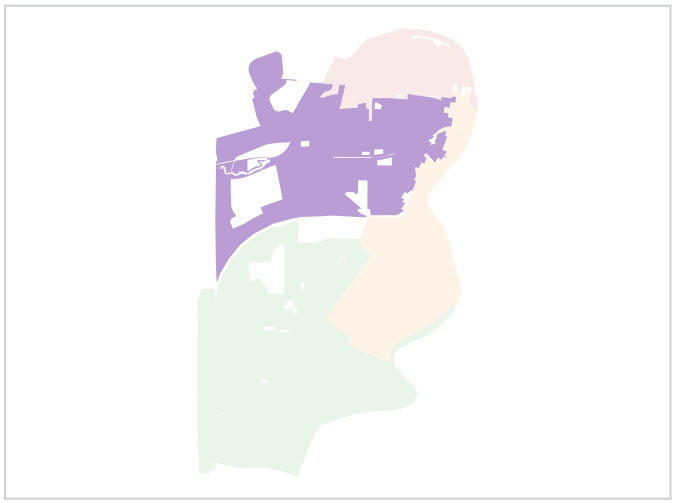

Population	Deviation	Deviation %	Other	Other %	Latino	Latino %	Asian	Asian %	Black	Black %
13,356	378	2.9%	6,120	45.8%	5,449	40.8%	1,125	8.4%	662	5.0%

Total CVAP	Other CVAP	Other CVAP %	Latino CVAP	Latino CVAP %	Asian CVAP	Asian CVAP %	Black CVAP	Black CVAP %
7,802	4,608	59.1%	2,200	28.2%	513	6.6%	481	6.2%