REDISTRICTING PARTNERS

City of West Sacramento

DistrictR ID 117891

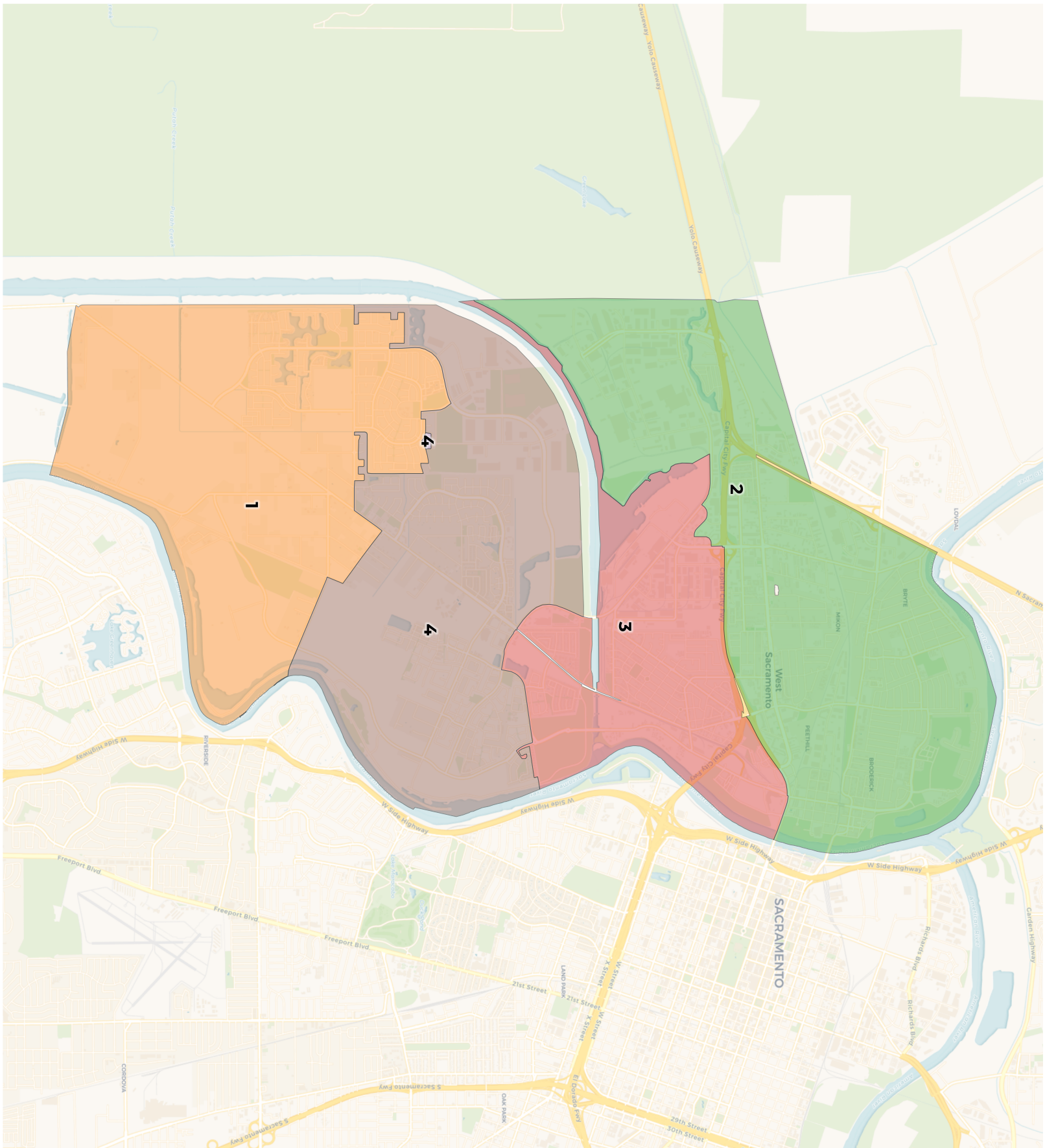

REDISTRICTING PARTNERS

City of West Sacramento

DistrictR ID 117891

2020 Census

	1	2	3	4	4
Population	10,349	24,178	6,982	12,460	12,460
Deviation	-3,143	10,686	-6,510	-1,032	-1,032
Deviation %	-23.3%	79.2%	-48.3%	-7.6%	-7.6%
Other	5,300	10,355	4,214	7,182	7,182
Other %	51.2%	42.8%	60.4%	57.6%	57.6%
Latino	2,314	10,595	1,795	2,558	2,558
Latino %	22.4%	43.8%	25.7%	20.5%	20.5%
Asian	2,055	2,052	703	2,327	2,327
Asian %	19.9%	8.5%	10.1%	18.7%	18.7%
Black	680	1,176	270	393	393
Black %	6.6%	4.9%	3.9%	3.2%	3.2%

Citizen Voting Age Population (CVAP)

	1	2	3	4	4
Total CVAP	6,443	13,258	5,316	8,465	8,465
Other CVAP	3,911	7,125	3,818	5,777	5,777
Other CVAP %	60.7%	53.7%	71.8%	68.2%	68.2%
Latino CVAP	965	3,909	1,162	1,084	1,084
Latino CVAP %	15.0%	29.5%	21.9%	12.8%	12.8%
Asian CVAP	1,006	1,039	265	1,352	1,352
Asian CVAP %	15.6%	7.8%	5.0%	16.0%	16.0%
Black CVAP	561	1,185	71	252	252
Black CVAP %	8.7%	8.9%	1.3%	3.0%	3.0%

REDISTRICTING PARTNERS

City of West Sacramento

DistrictR ID 117891

District 1

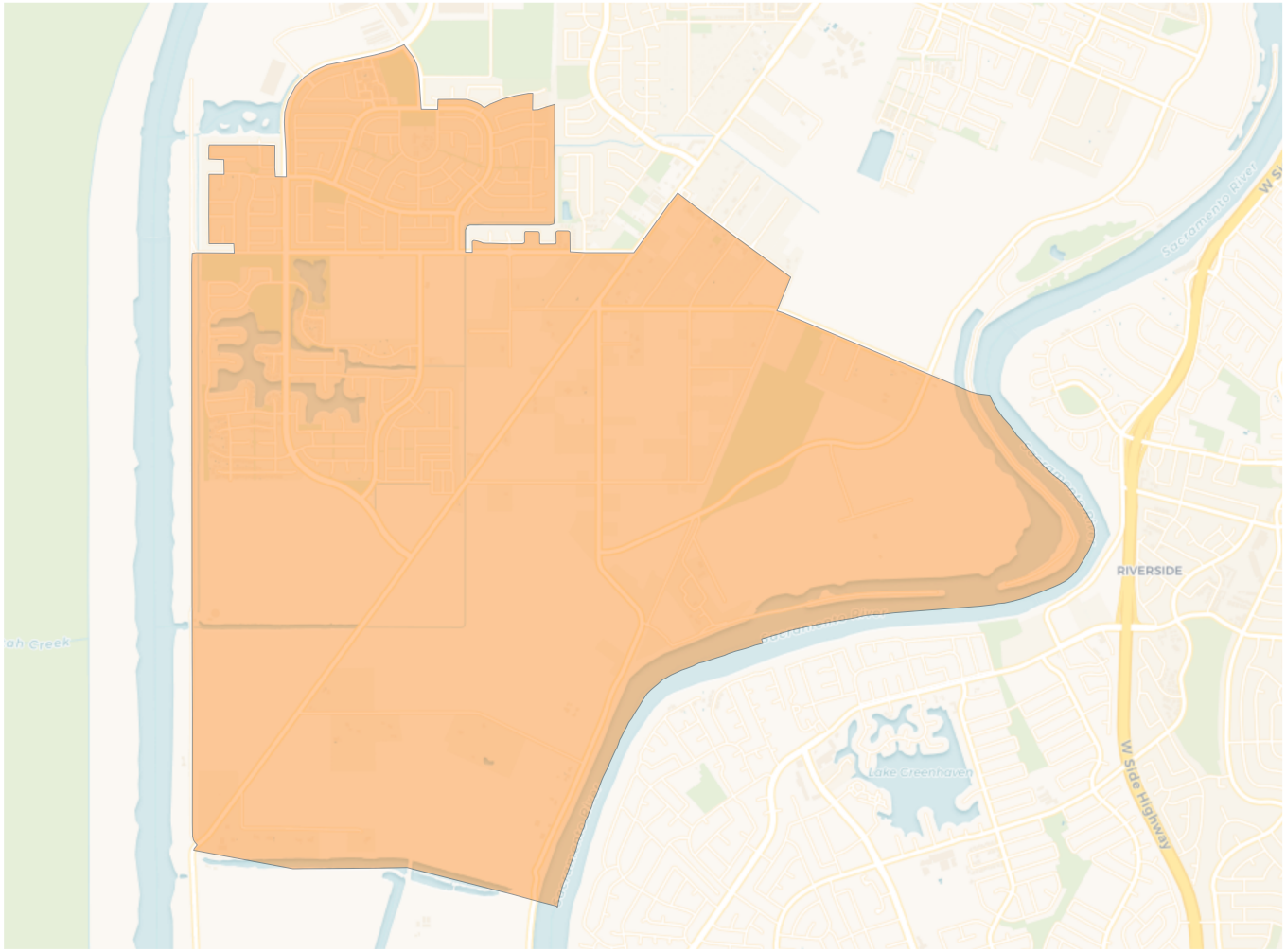

2020 Census

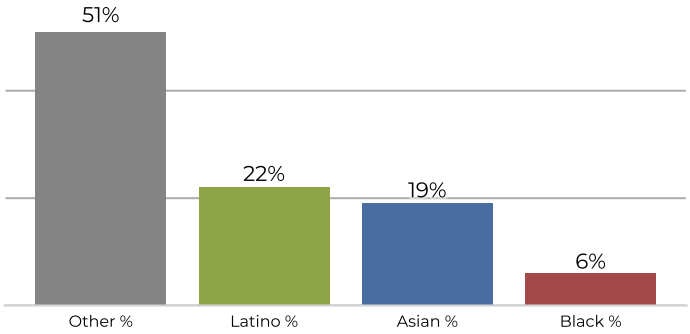

Citizen Voting Age Population

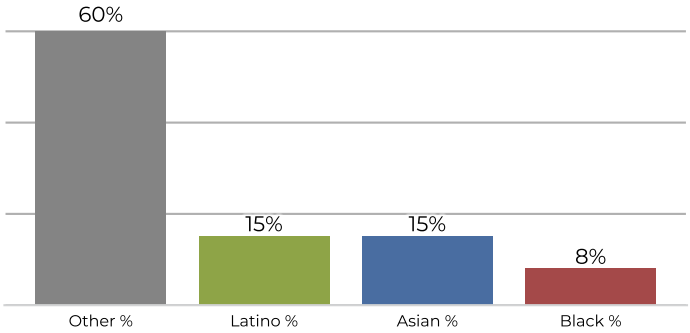

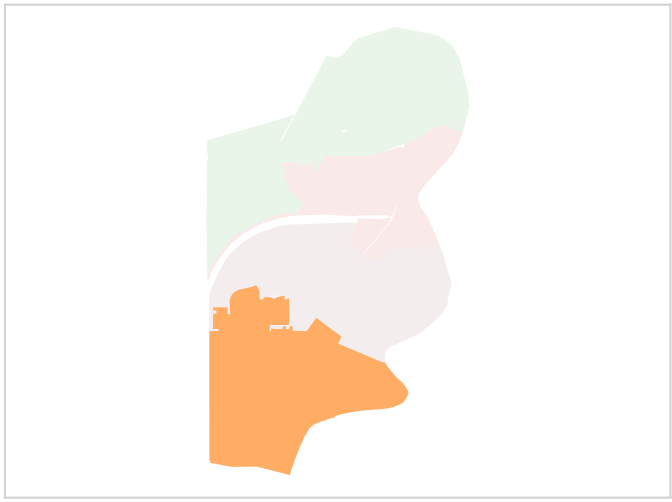

Population	Deviation	Deviation %	Other	Other %	Latino	Latino %	Asian	Asian %	Black	Black %
10,349	-3,143	-23.3%	5,300	51.2%	2,314	22.4%	2,055	19.9%	680	6.6%

Total CVAP	Other CVAP	Other CVAP %	Latino CVAP	Latino CVAP %	Asian CVAP	Asian CVAP %	Black CVAP	Black CVAP %
6,443	3,911	60.7%	965	15.0%	1,006	15.6%	561	8.7%

REDISTRICTING PARTNERS

City of West Sacramento

DistrictR ID 117891

District 2

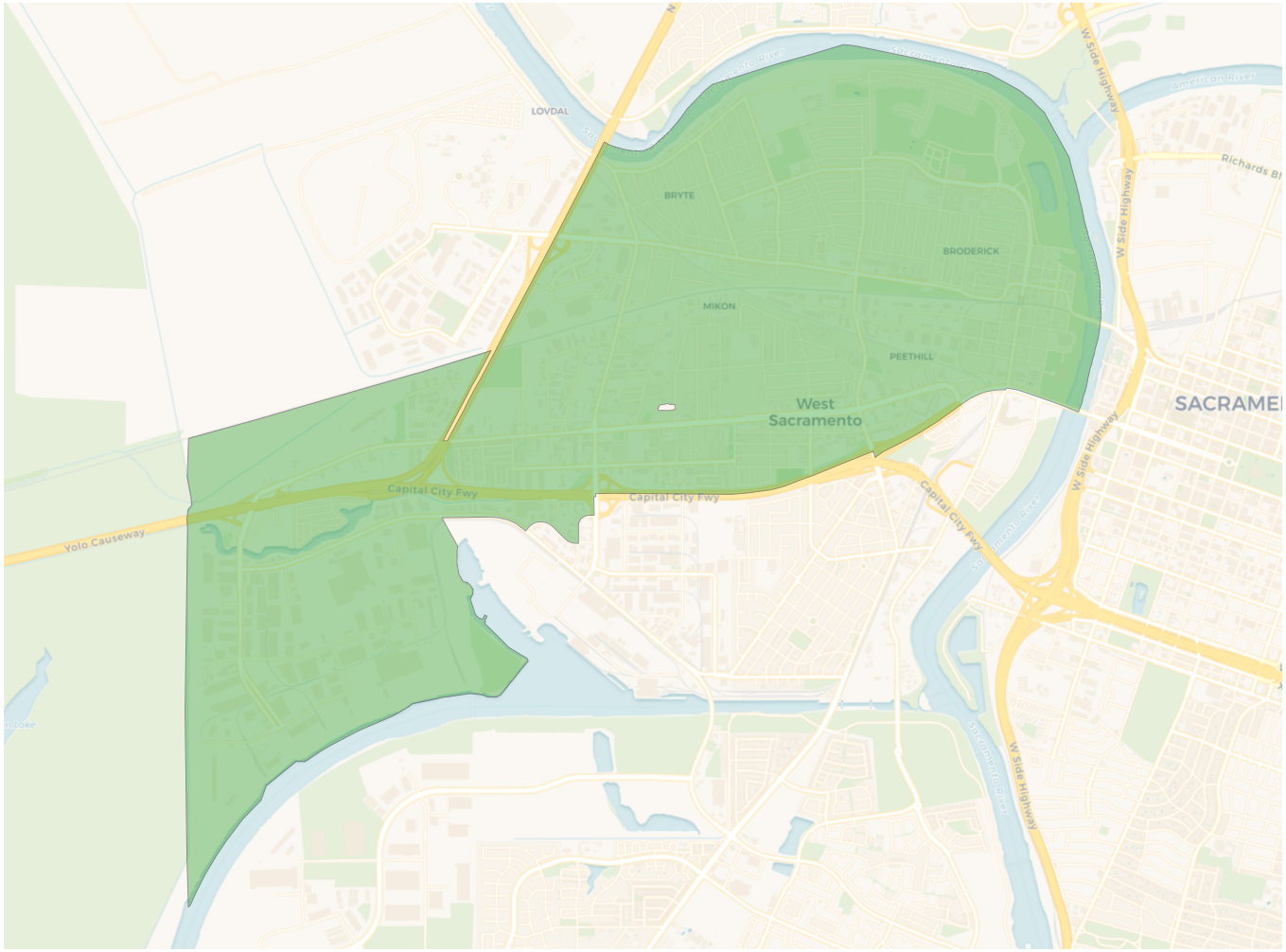

2020 Census

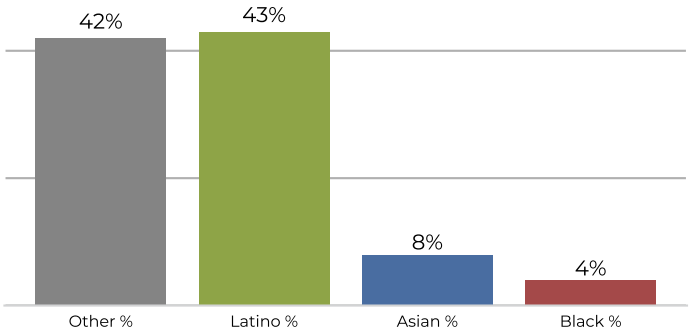

Citizen Voting Age Population

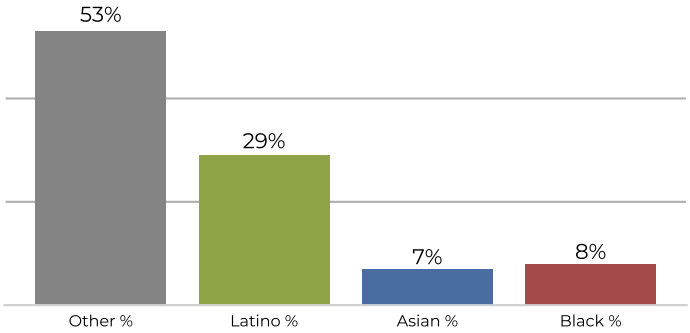

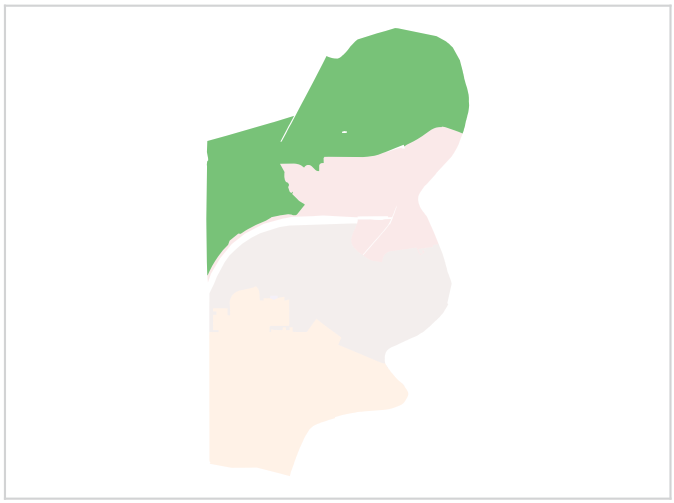

Population	Deviation	Deviation %	Other	Other %	Latino	Latino %	Asian	Asian %	Black	Black %
24,178	10,686	79.2%	10,355	42.8%	10,595	43.8%	2,052	8.5%	1,176	4.9%

Total CVAP	Other CVAP	Other CVAP %	Latino CVAP	Latino CVAP %	Asian CVAP	Asian CVAP %	Black CVAP	Black CVAP %
13,258	7,125	53.7%	3,909	29.5%	1,039	7.8%	1,185	8.9%

REDISTRICTING PARTNERS

City of West Sacramento

DistrictR ID 117891

District 3

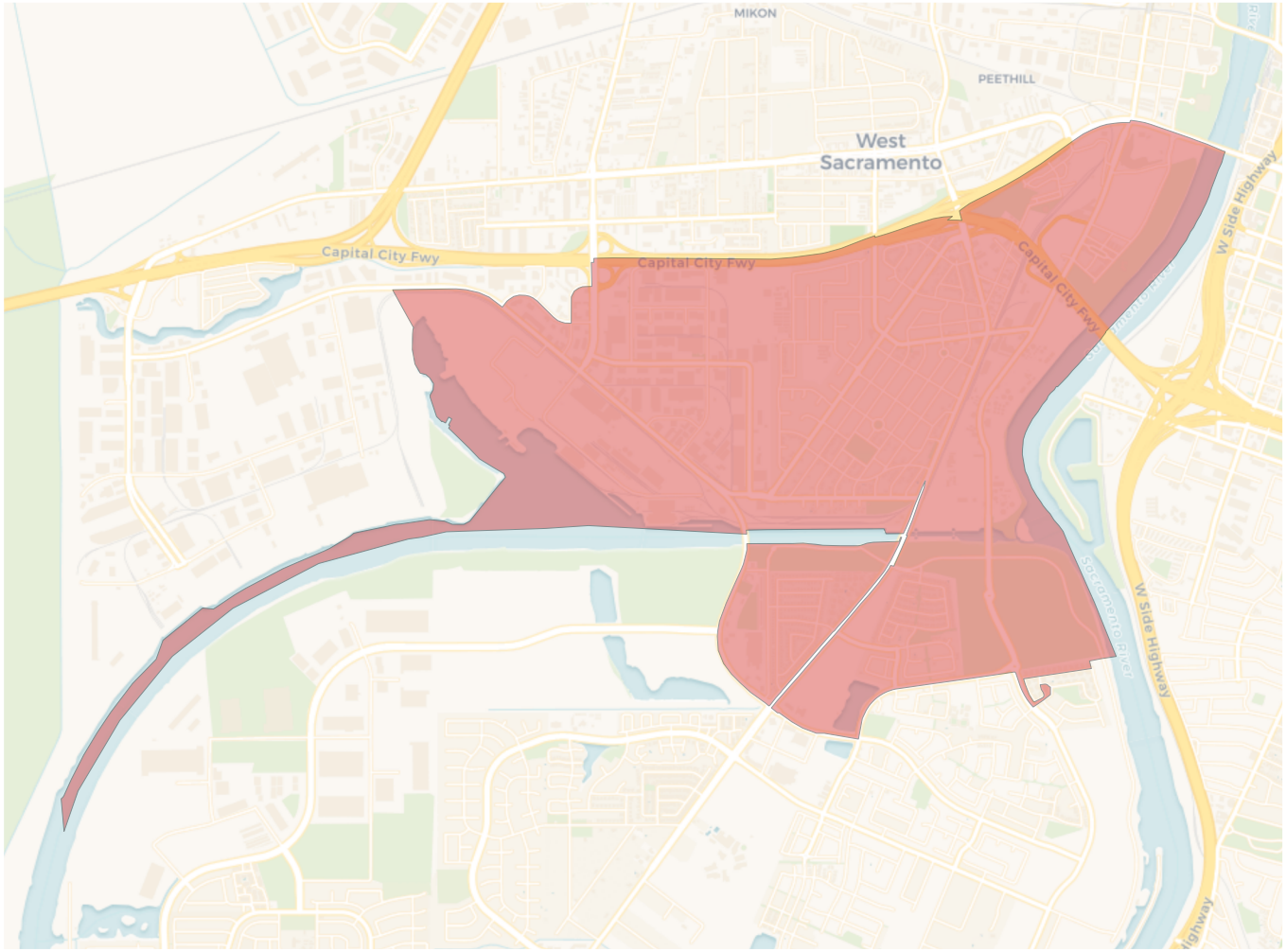

2020 Census

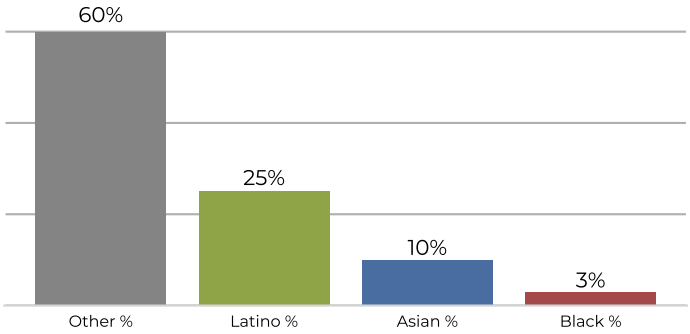

Citizen Voting Age Population

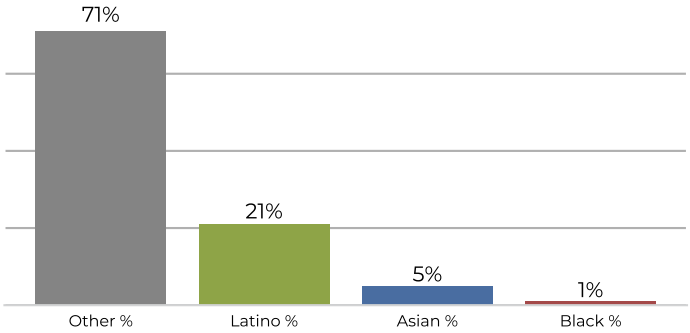

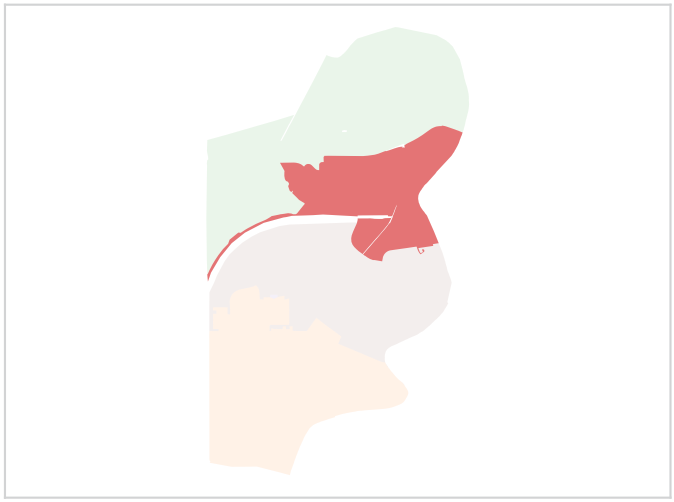

Population	Deviation	Deviation %	Other	Other %	Latino	Latino %	Asian	Asian %	Black	Black %
6,982	-6,510	-48.3%	4,214	60.4%	1,795	25.7%	703	10.1%	270	3.9%

Total CVAP	Other CVAP	Other CVAP %	Latino CVAP	Latino CVAP %	Asian CVAP	Asian CVAP %	Black CVAP	Black CVAP %
5,316	3,818	71.8%	1,162	21.9%	265	5.0%	71	1.3%

REDISTRICTING PARTNERS

City of West Sacramento

DistrictR ID 117891

District 4

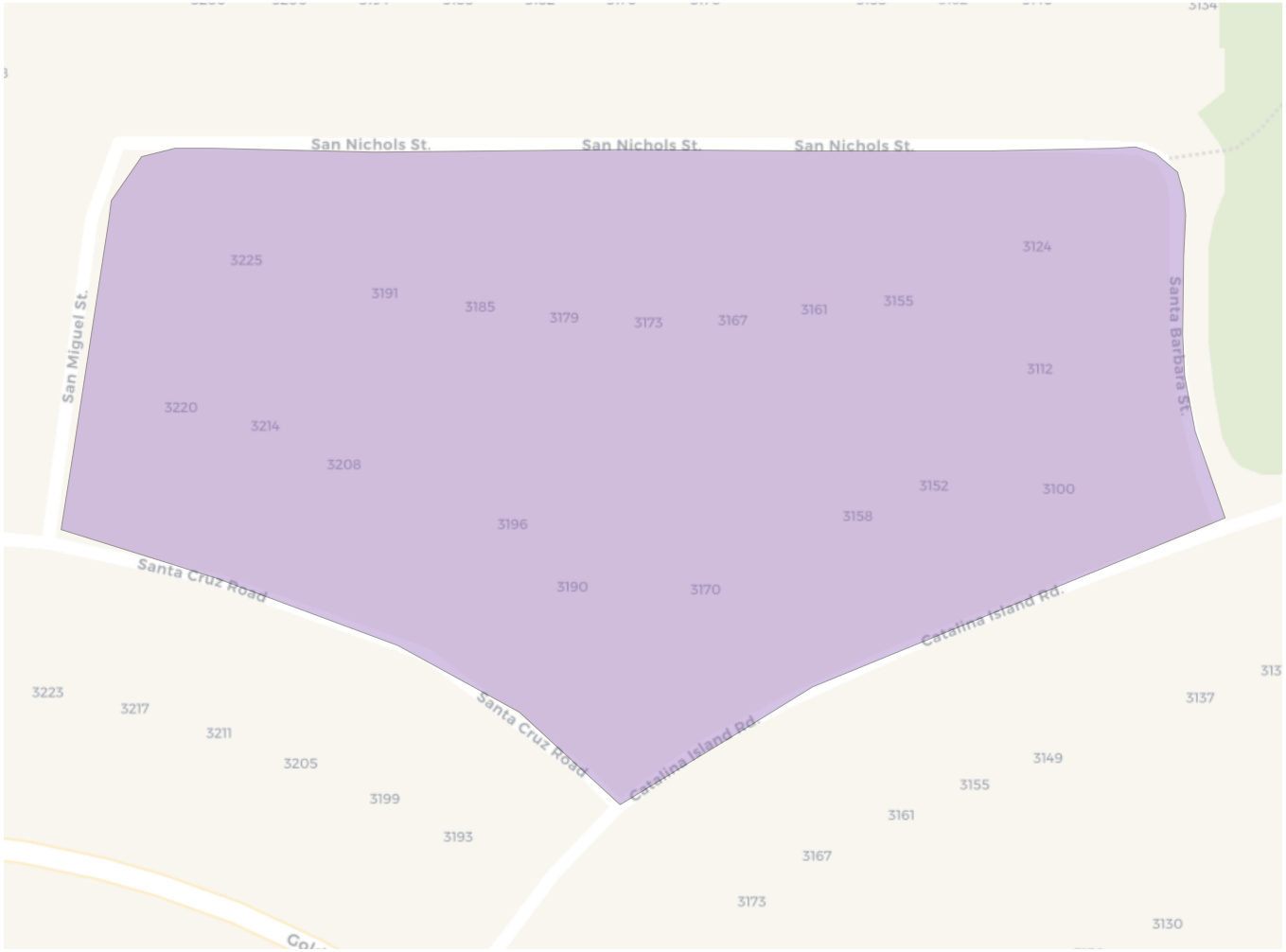

Population	Deviation	Deviation %	Other	Other %	Latino	Latino %	Asian	Asian %	Black	Black %
12,460	-1,032	-7.6%	7,182	57.6%	2,558	20.5%	2,327	18.7%	393	3.2%

Total CVAP	Other CVAP	Other CVAP %	Latino CVAP	Latino CVAP %	Asian CVAP	Asian CVAP %	Black CVAP	Black CVAP %
8,465	5,777	68.2%	1,084	12.8%	1,352	16.0%	252	3.0%

2020 Census

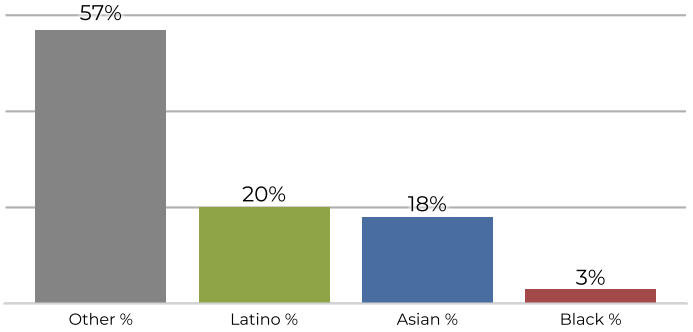

Citizen Voting Age Population

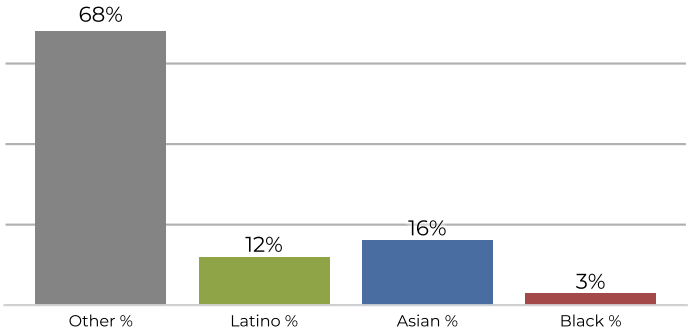

REDISTRICTING PARTNERS

City of West Sacramento

DistrictR ID 117891

District 4

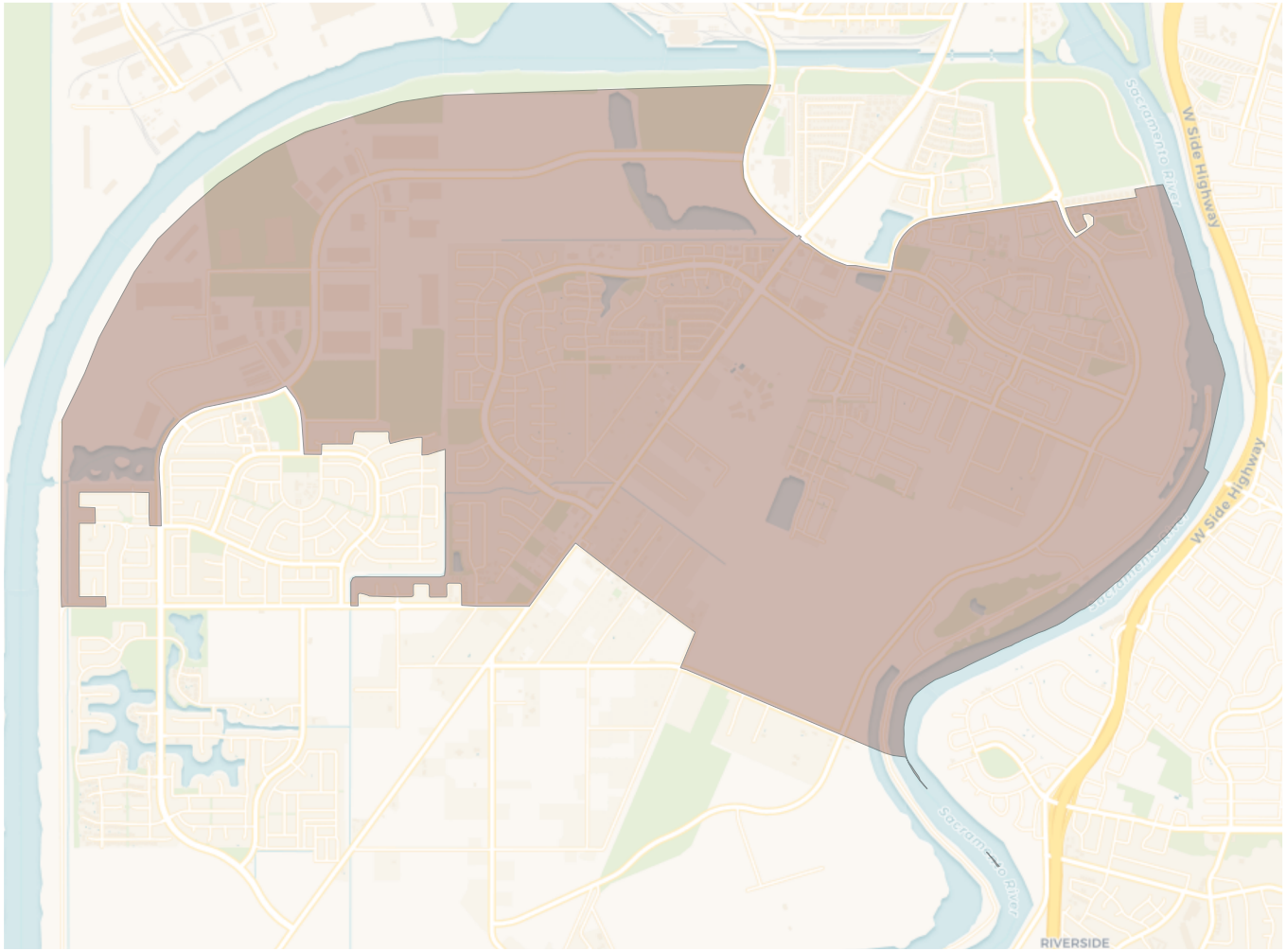

2020 Census

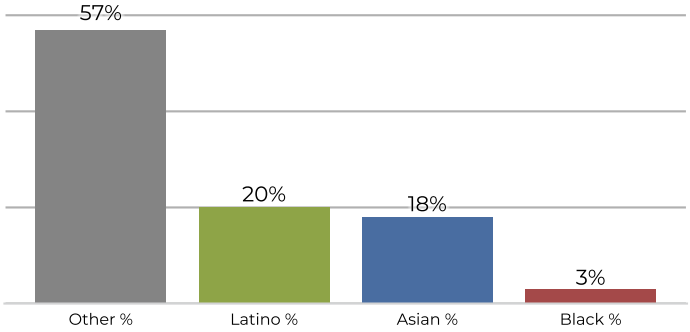

Citizen Voting Age Population

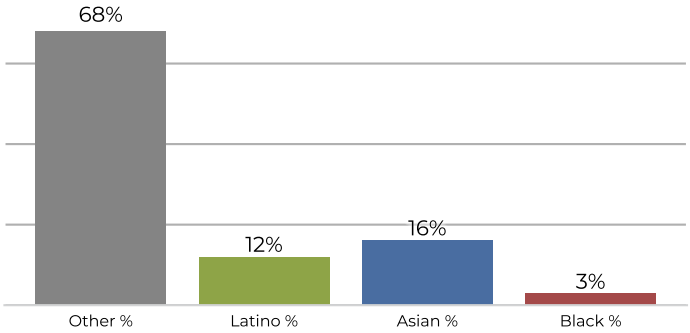

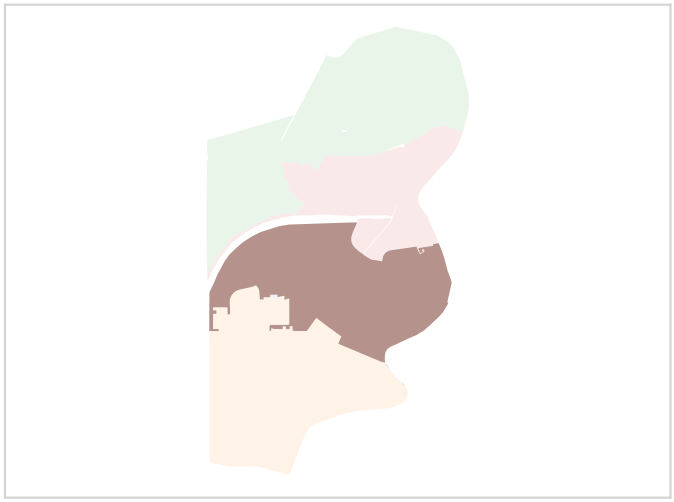

Population	Deviation	Deviation %	Other	Other %	Latino	Latino %	Asian	Asian %	Black	Black %
12,460	-1,032	-7.6%	7,182	57.6%	2,558	20.5%	2,327	18.7%	393	3.2%

Total CVAP	Other CVAP	Other CVAP %	Latino CVAP	Latino CVAP %	Asian CVAP	Asian CVAP %	Black CVAP	Black CVAP %
8,465	5,777	68.2%	1,084	12.8%	1,352	16.0%	252	3.0%