REDISTRICTING PARTNERS

City of West Sacramento

DistrictR ID 117875

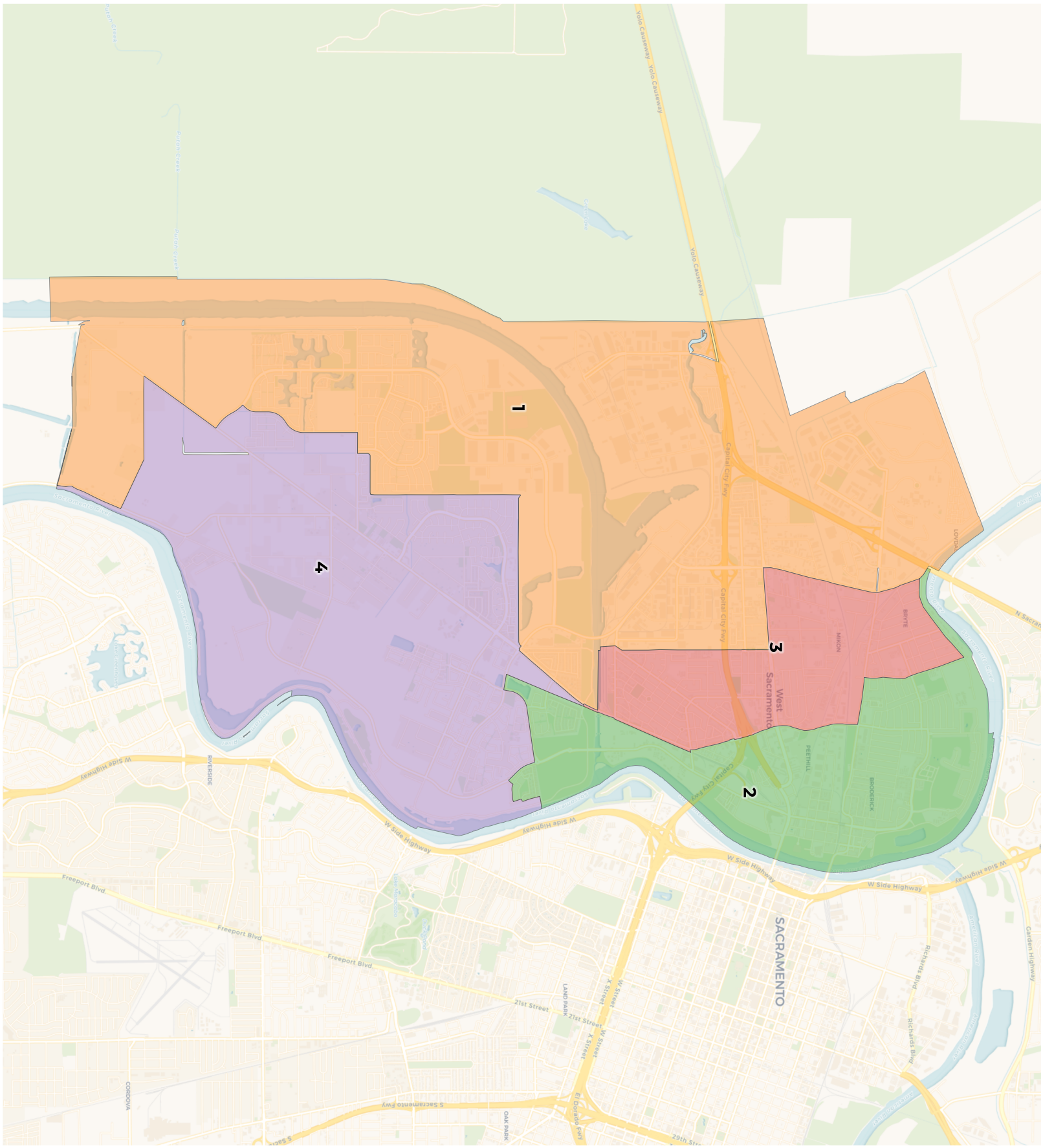

REDISTRICTING PARTNERS

City of West Sacramento

DistrictR ID 117875

2020 Census

	1	2	3	4
Population	13,614	13,795	13,179	13,483
Deviation	96	277	-339	-35
Deviation %	0.7%	2.0%	-2.5%	-0.3%
Other	6,613	6,143	6,673	7,653
Other %	48.6%	44.5%	50.6%	56.8%
Latino	3,656	5,360	5,411	2,895
Latino %	26.9%	38.9%	41.1%	21.5%
Asian	2,428	1,550	717	2,449
Asian %	17.8%	11.2%	5.4%	18.2%
Black	917	742	378	486
Black %	6.7%	5.4%	2.9%	3.6%

Citizen Voting Age Population (CVAP)

	1	2	3	4
Total CVAP	7,737	7,979	8,564	9,259
Other CVAP	4,756	4,431	5,250	6,208
Other CVAP %	61.5%	55.5%	61.3%	67.0%
Latino CVAP	1,417	2,164	2,282	1,281
Latino CVAP %	18.3%	27.1%	26.6%	13.8%
Asian CVAP	917	751	583	1,429
Asian CVAP %	11.9%	9.4%	6.8%	15.4%
Black CVAP	647	633	449	341
Black CVAP %	8.4%	7.9%	5.2%	3.7%

REDISTRICTING PARTNERS

City of West Sacramento

DistrictR ID 117875

District 1

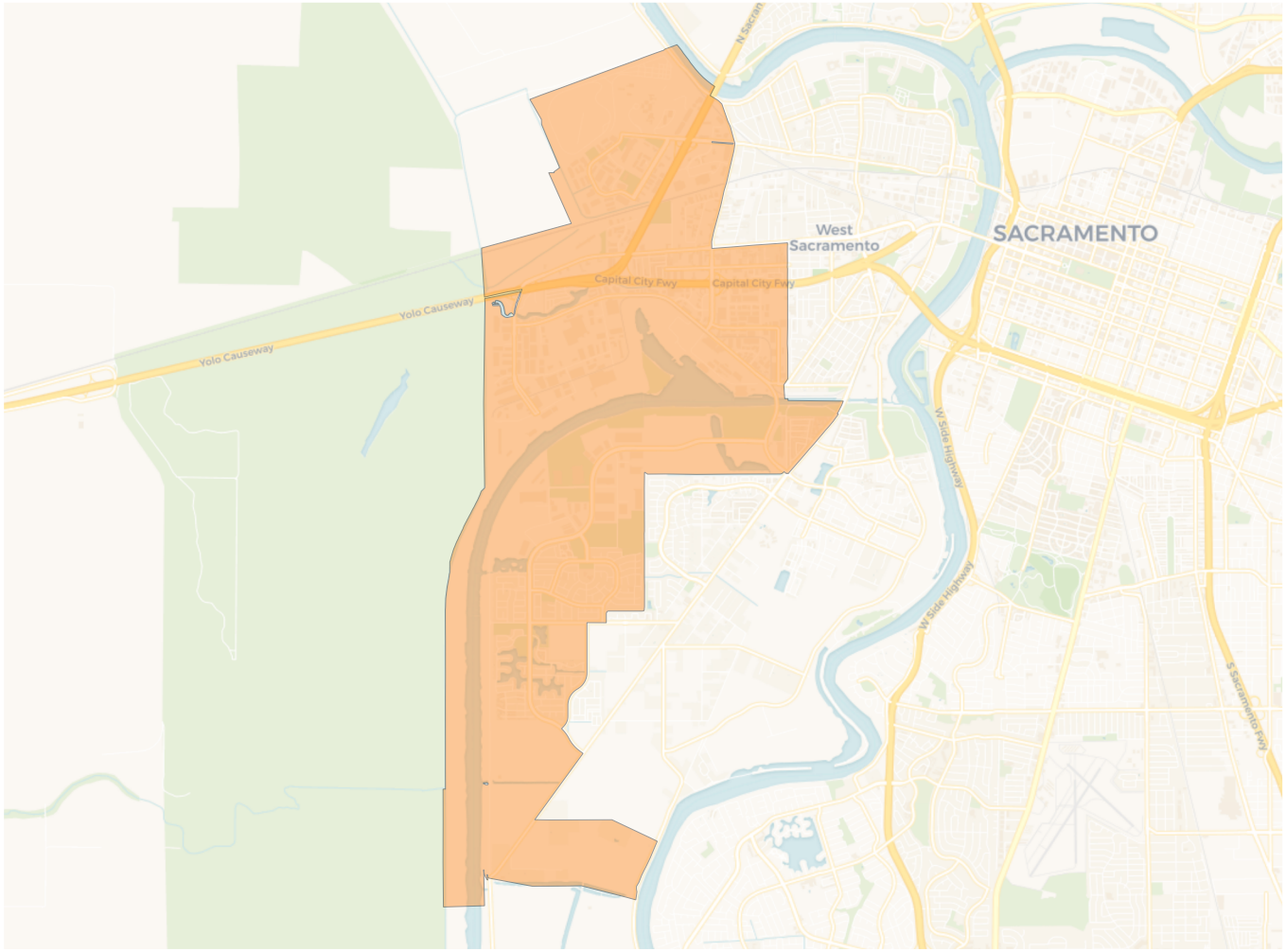

2020 Census

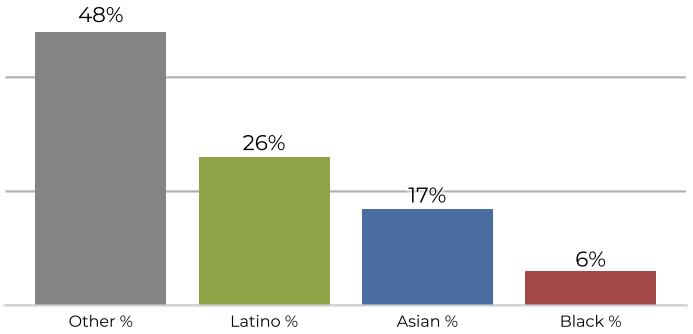

Citizen Voting Age Population

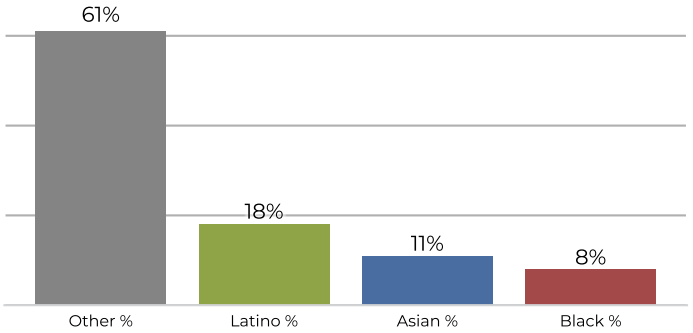

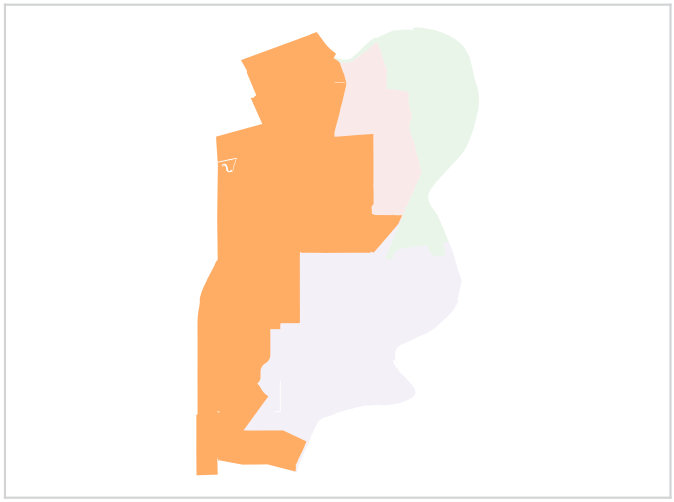

Population	Deviation	Deviation %	Other	Other %	Latino	Latino %	Asian	Asian %	Black	Black %
13,614	96	0.7%	6,613	48.6%	3,656	26.9%	2,428	17.8%	917	6.7%

Total CVAP	Other CVAP	Other CVAP %	Latino CVAP	Latino CVAP %	Asian CVAP	Asian CVAP %	Black CVAP	Black CVAP %
7,737	4,756	61.5%	1,417	18.3%	917	11.9%	647	8.4%

REDISTRICTING PARTNERS

City of West Sacramento

DistrictR ID 117875

District 2

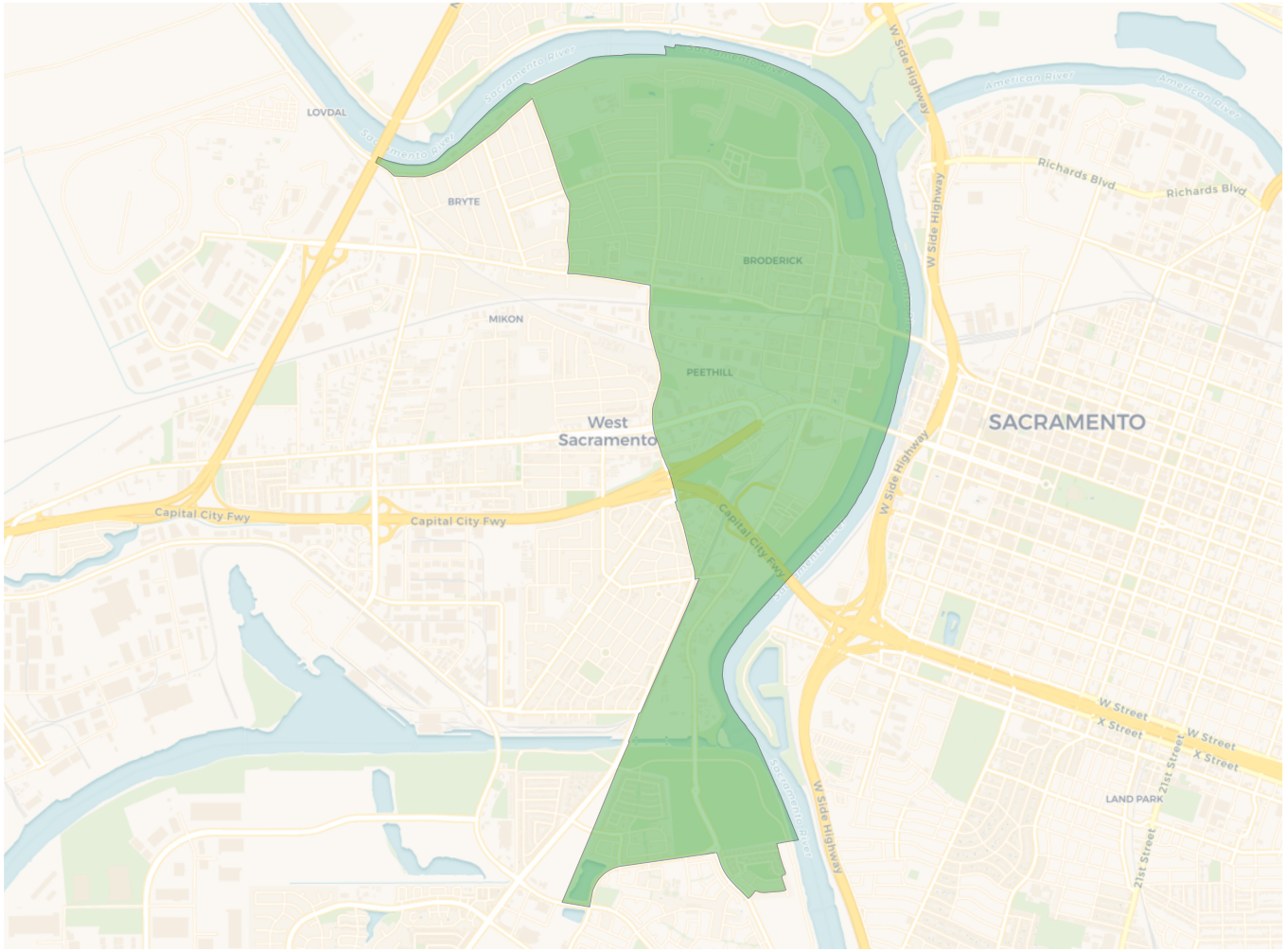

2020 Census

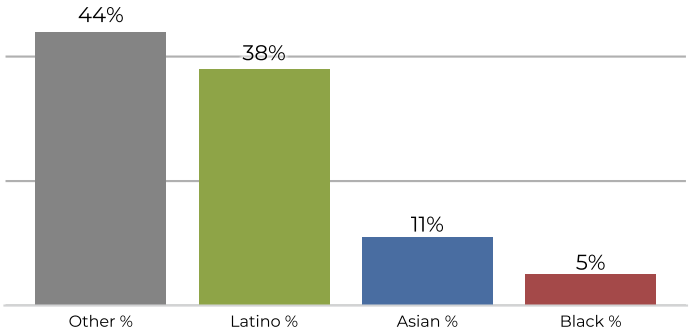

Citizen Voting Age Population

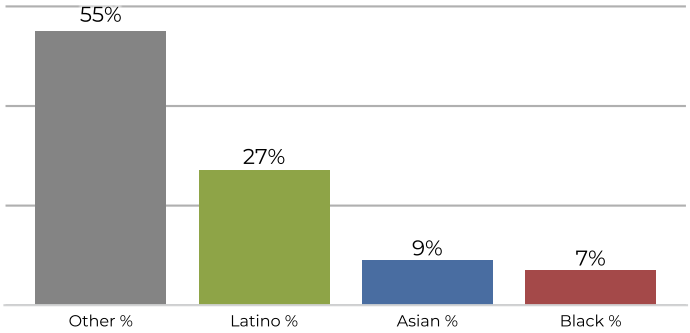

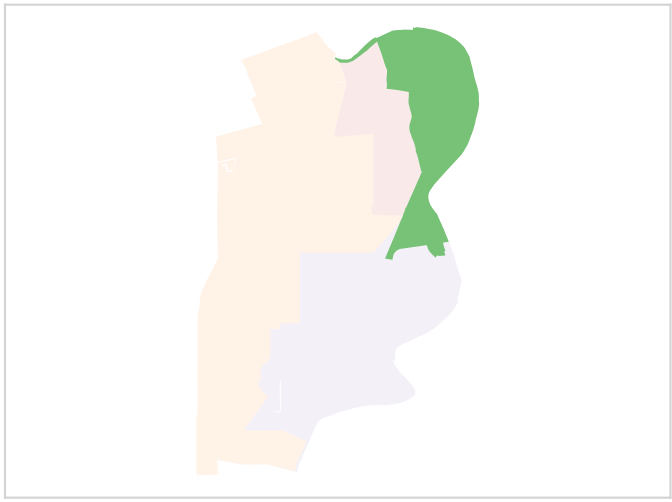

Population	Deviation	Deviation %	Other	Other %	Latino	Latino %	Asian	Asian %	Black	Black %
13,795	277	2.0%	6,143	44.5%	5,360	38.9%	1,550	11.2%	742	5.4%

Total CVAP	Other CVAP	Other CVAP %	Latino CVAP	Latino CVAP %	Asian CVAP	Asian CVAP %	Black CVAP	Black CVAP %
7,979	4,431	55.5%	2,164	27.1%	751	9.4%	633	7.9%

REDISTRICTING PARTNERS

City of West Sacramento

DistrictR ID 117875

District 3

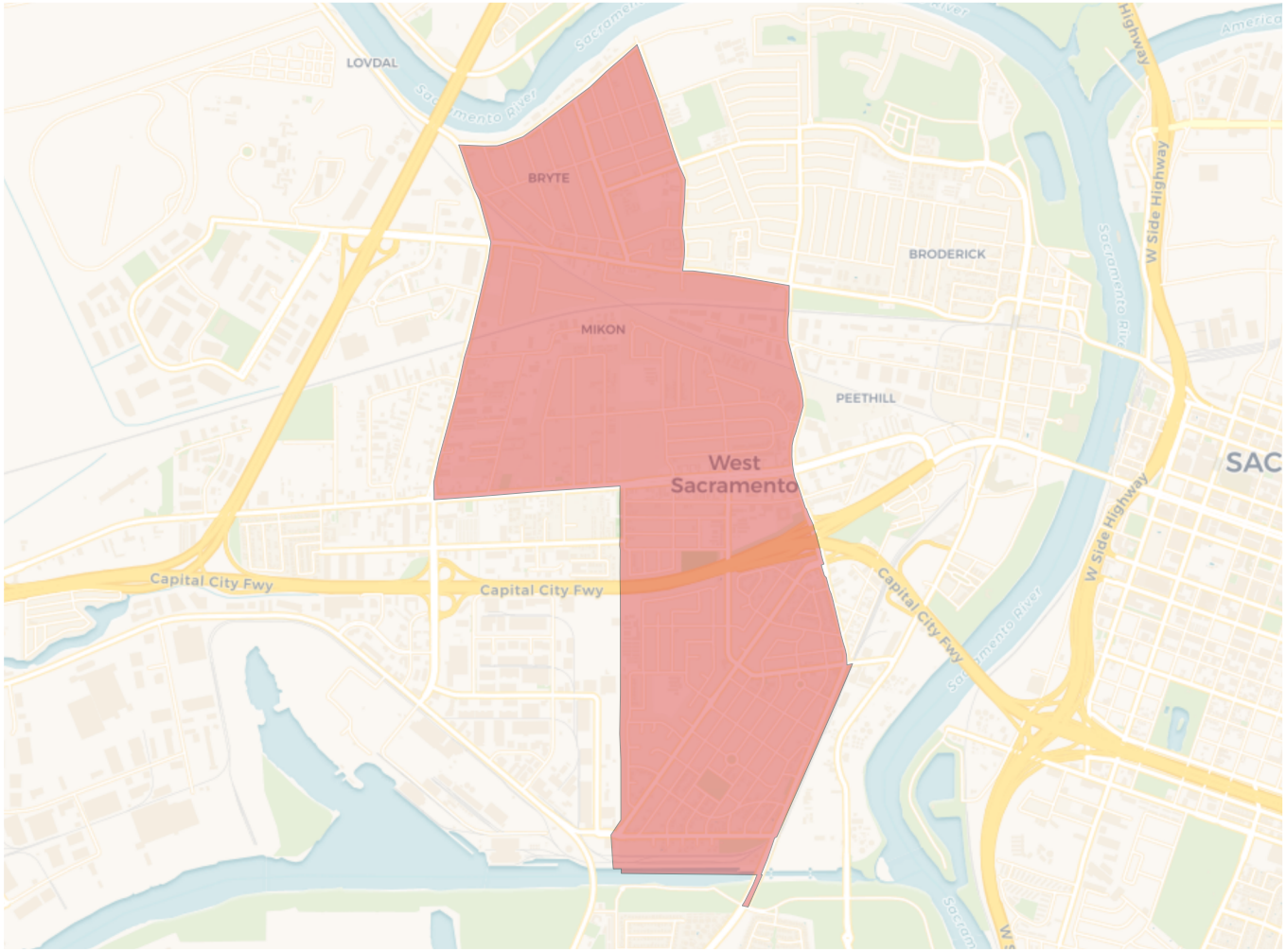

2020 Census

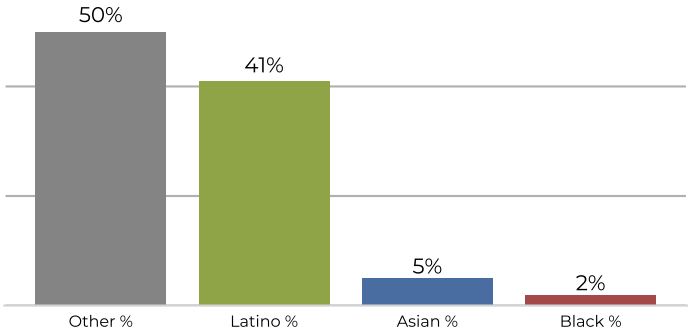

Citizen Voting Age Population

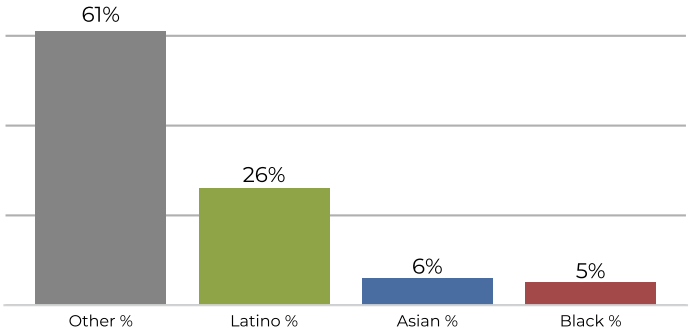

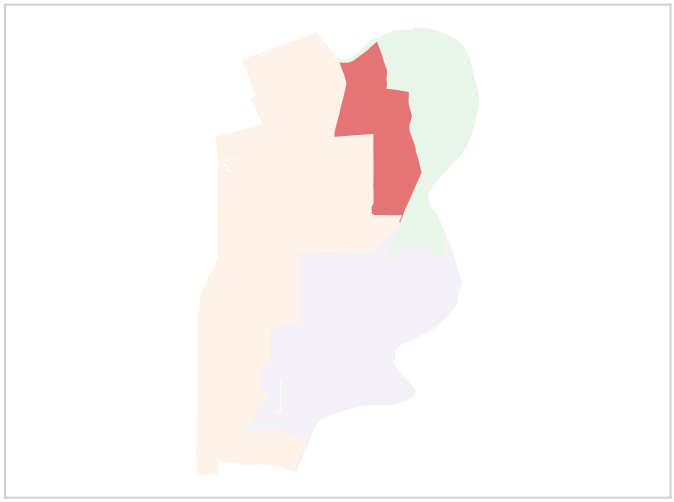

Population	Deviation	Deviation %	Other	Other %	Latino	Latino %	Asian	Asian %	Black	Black %
13,179	-339	-2.5%	6,673	50.6%	5,411	41.1%	717	5.4%	378	2.9%

Total CVAP	Other CVAP	Other CVAP %	Latino CVAP	Latino CVAP %	Asian CVAP	Asian CVAP %	Black CVAP	Black CVAP %
8,564	5,250	61.3%	2,282	26.6%	583	6.8%	449	5.2%

REDISTRICTING PARTNERS

City of West Sacramento

DistrictR ID 117875

District 4

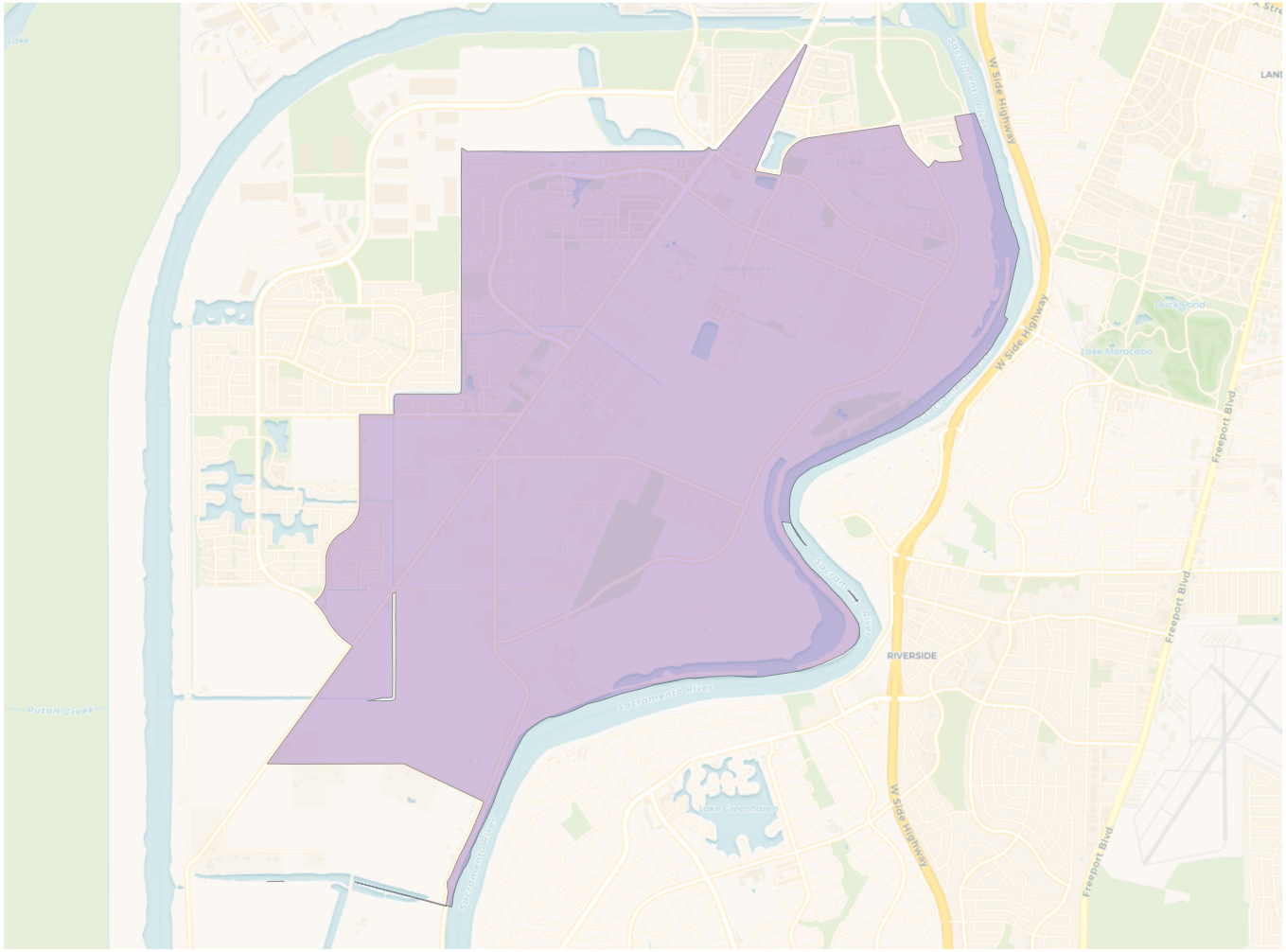

2020 Census

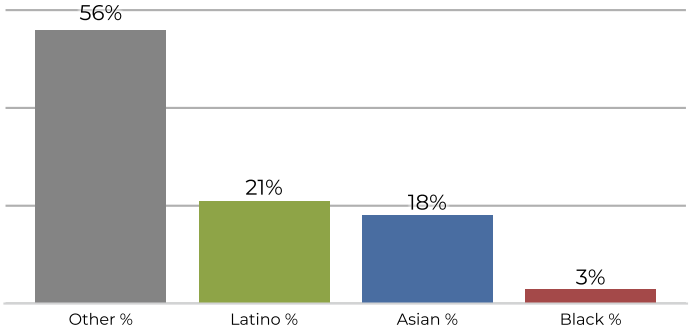

Citizen Voting Age Population

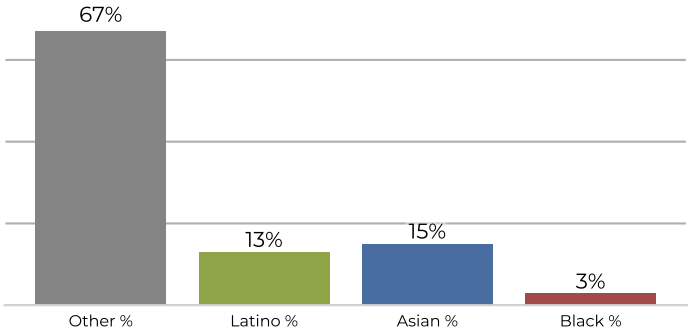

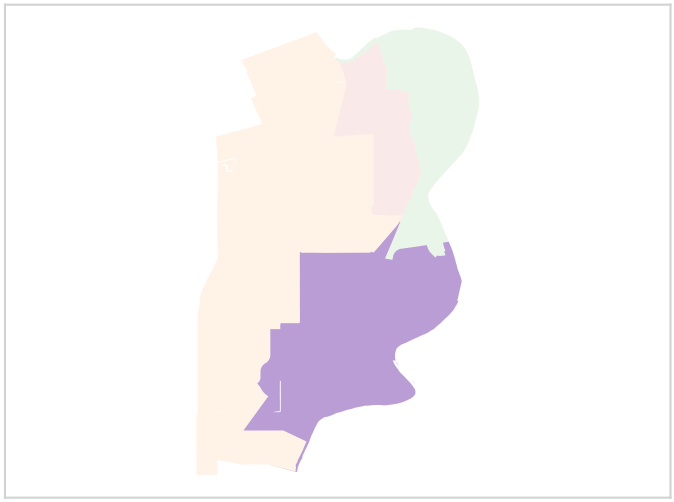

Population	Deviation	Deviation %	Other	Other %	Latino	Latino %	Asian	Asian %	Black	Black %
13,483	-35	-0.3%	7,653	56.8%	2,895	21.5%	2,449	18.2%	486	3.6%

Total CVAP	Other CVAP	Other CVAP %	Latino CVAP	Latino CVAP %	Asian CVAP	Asian CVAP %	Black CVAP	Black CVAP %
9,259	6,208	67.0%	1,281	13.8%	1,429	15.4%	341	3.7%