REDISTRICTING PARTNERS

City of West Sacramento

DistrictR ID 117125

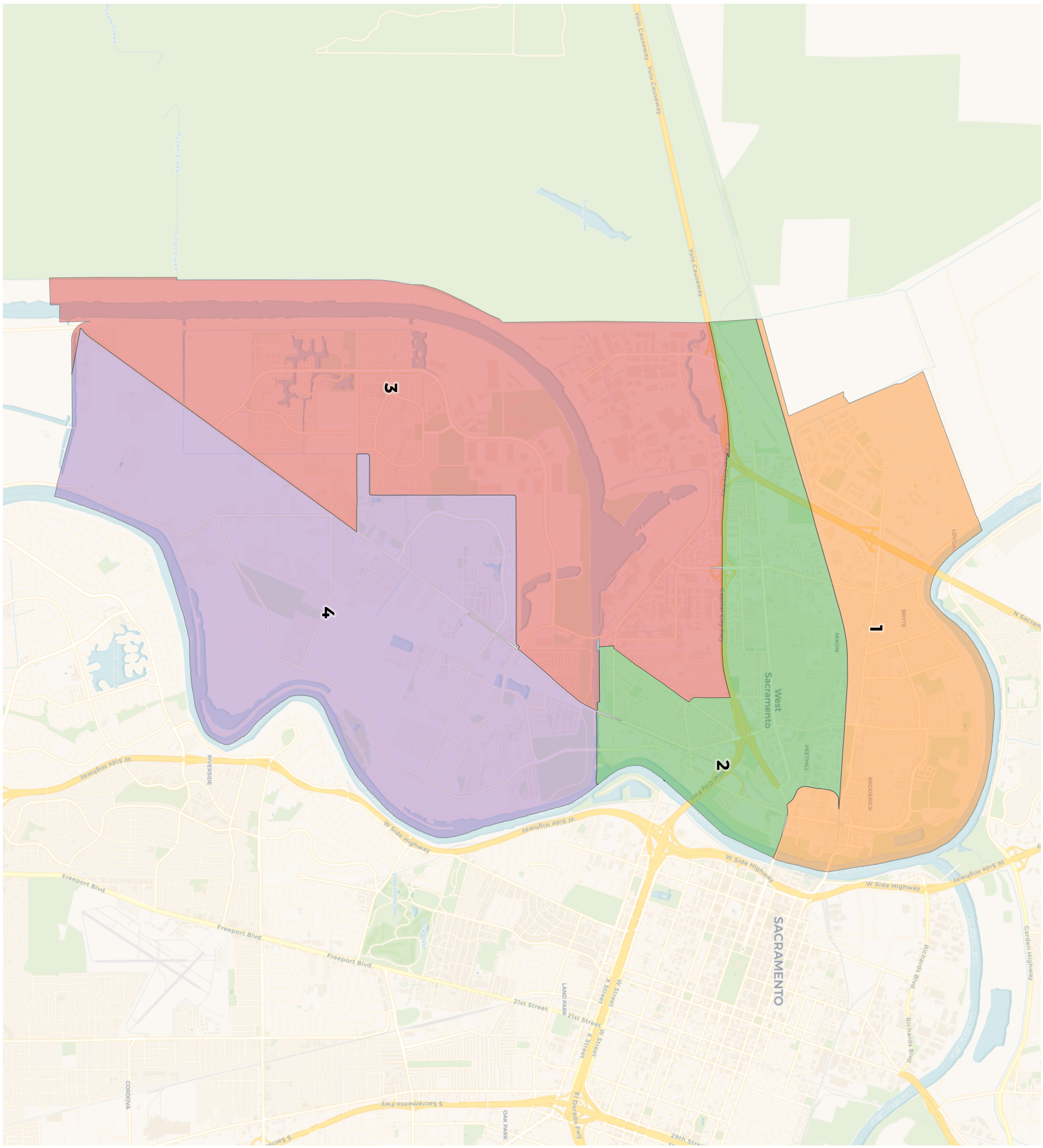

REDISTRICTING PARTNERS

City of West Sacramento

DistrictR ID 117125

2020 Census

	1	2	3	4
Population	14,228	13,337	12,666	13,846
Deviation	709	-182	-853	327
Deviation %	5.2%	-1.3%	-6.3%	2.4%
Other	6,432	5,919	6,707	8,028
Other %	45.2%	44.4%	53.0%	58.0%
Latino	5,912	5,509	2,979	2,924
Latino %	41.6%	41.3%	23.5%	21.1%
Asian	1,248	1,237	2,235	2,424
Asian %	8.8%	9.3%	17.6%	17.5%
Black	636	672	745	470
Black %	4.5%	5.0%	5.9%	3.4%

Citizen Voting Age Population (CVAP)

	1	2	3	4
Total CVAP	8,367	7,457	8,225	9,495
Other CVAP	4,608	4,273	5,250	6,518
Other CVAP %	55.1%	57.3%	63.8%	68.6%
Latino CVAP	2,385	2,194	1,338	1,228
Latino CVAP %	28.5%	29.4%	16.3%	12.9%
Asian CVAP	659	502	1,049	1,470
Asian CVAP %	7.9%	6.7%	12.8%	15.5%
Black CVAP	715	488	588	279
Black CVAP %	8.5%	6.5%	7.1%	2.9%

REDISTRICTING PARTNERS

City of West Sacramento

DistrictR ID 117125

District 1

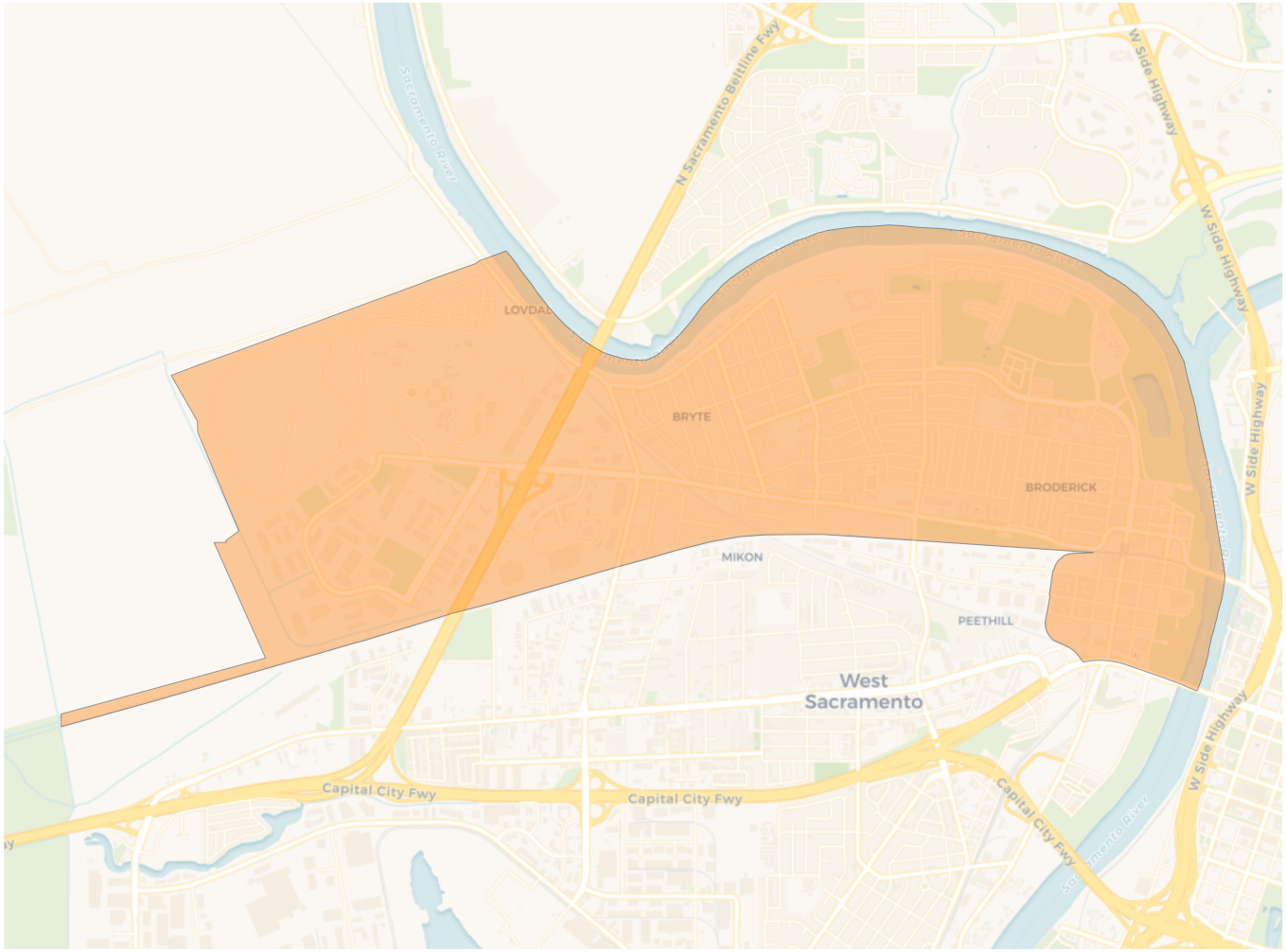

2020 Census

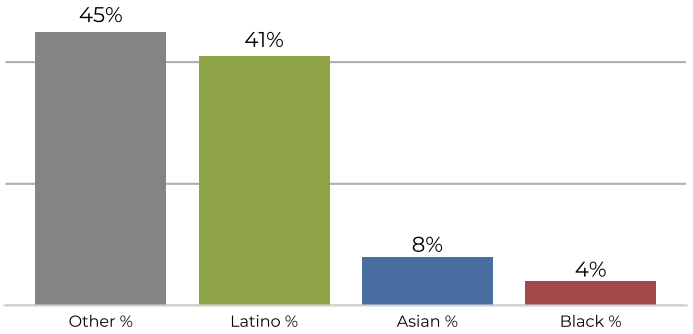

Citizen Voting Age Population

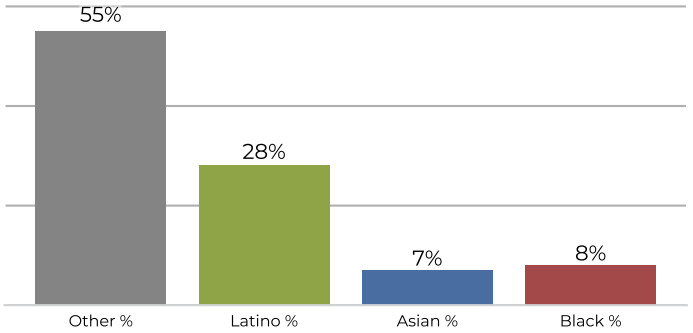

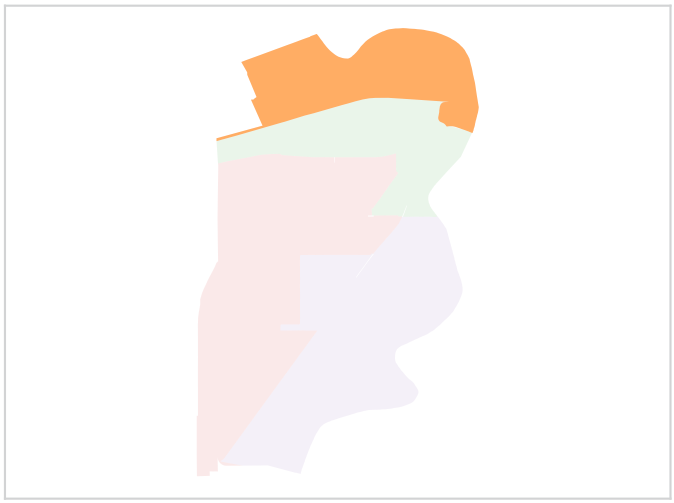

Population	Deviation	Deviation %	Other	Other %	Latino	Latino %	Asian	Asian %	Black	Black %
14,228	709	5.2%	6,432	45.2%	5,912	41.6%	1,248	8.8%	636	4.5%

Total CVAP	Other CVAP	Other CVAP %	Latino CVAP	Latino CVAP %	Asian CVAP	Asian CVAP %	Black CVAP	Black CVAP %
8,367	4,608	55.1%	2,385	28.5%	659	7.9%	715	8.5%

REDISTRICTING PARTNERS

City of West Sacramento

DistrictR ID 117125

District 2

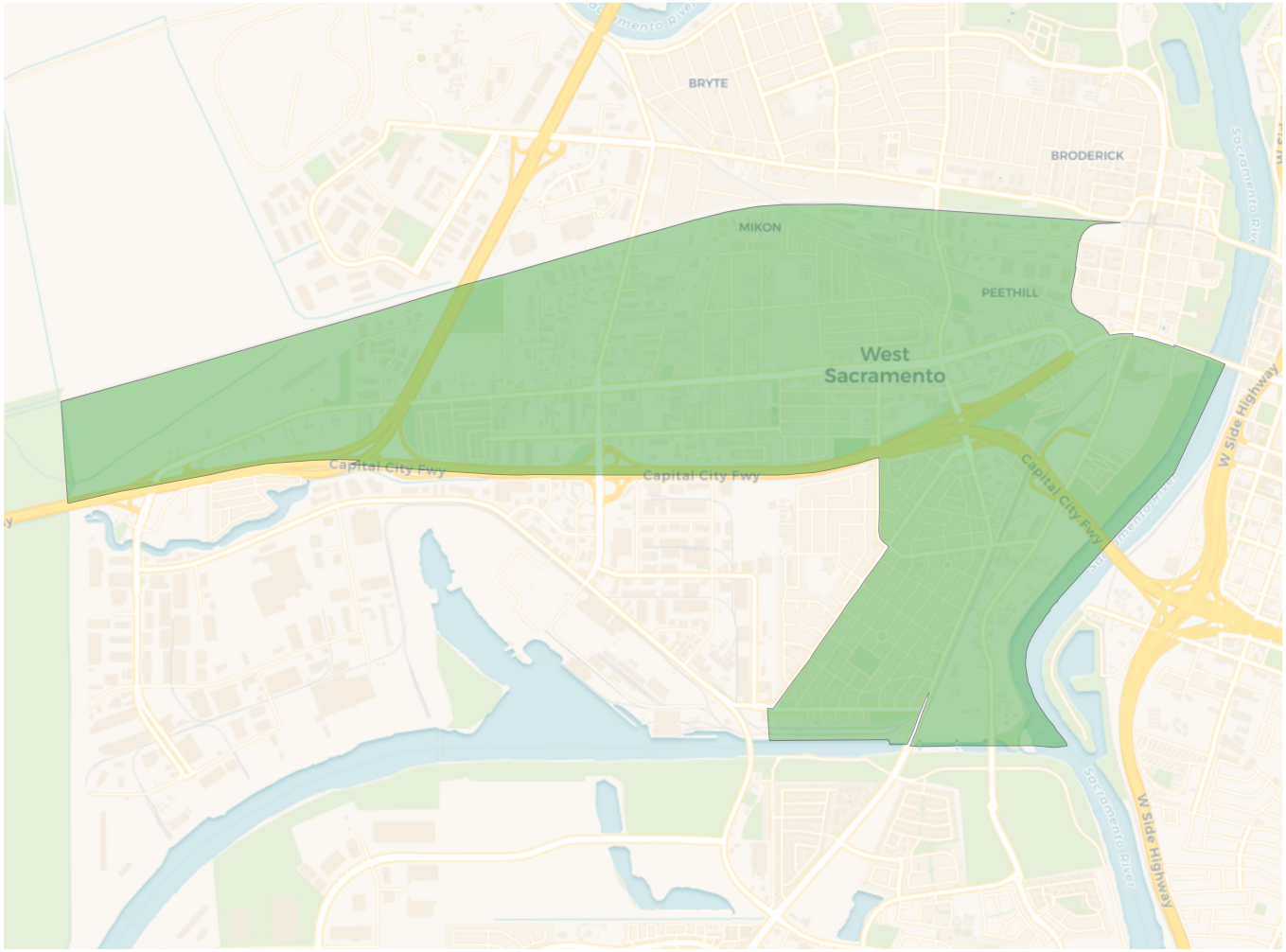

2020 Census

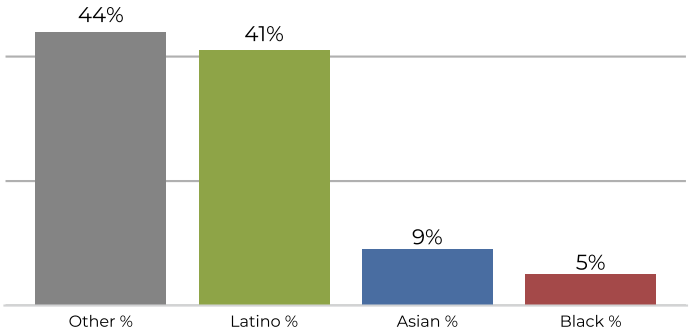

Citizen Voting Age Population

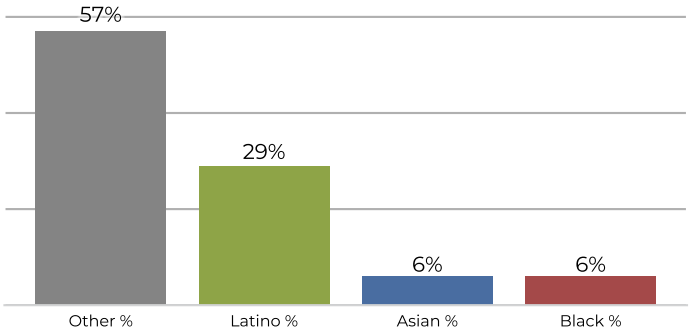

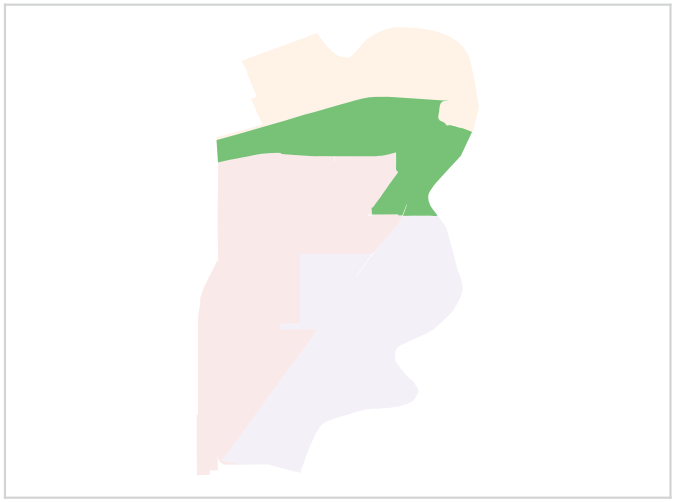

Population	Deviation	Deviation %	Other	Other %	Latino	Latino %	Asian	Asian %	Black	Black %
13,337	-182	-1.3%	5,919	44.4%	5,509	41.3%	1,237	9.3%	672	5.0%

Total CVAP	Other CVAP	Other CVAP %	Latino CVAP	Latino CVAP %	Asian CVAP	Asian CVAP %	Black CVAP	Black CVAP %
7,457	4,273	57.3%	2,194	29.4%	502	6.7%	488	6.5%

REDISTRICTING PARTNERS

City of West Sacramento

DistrictR ID 117125

District 3

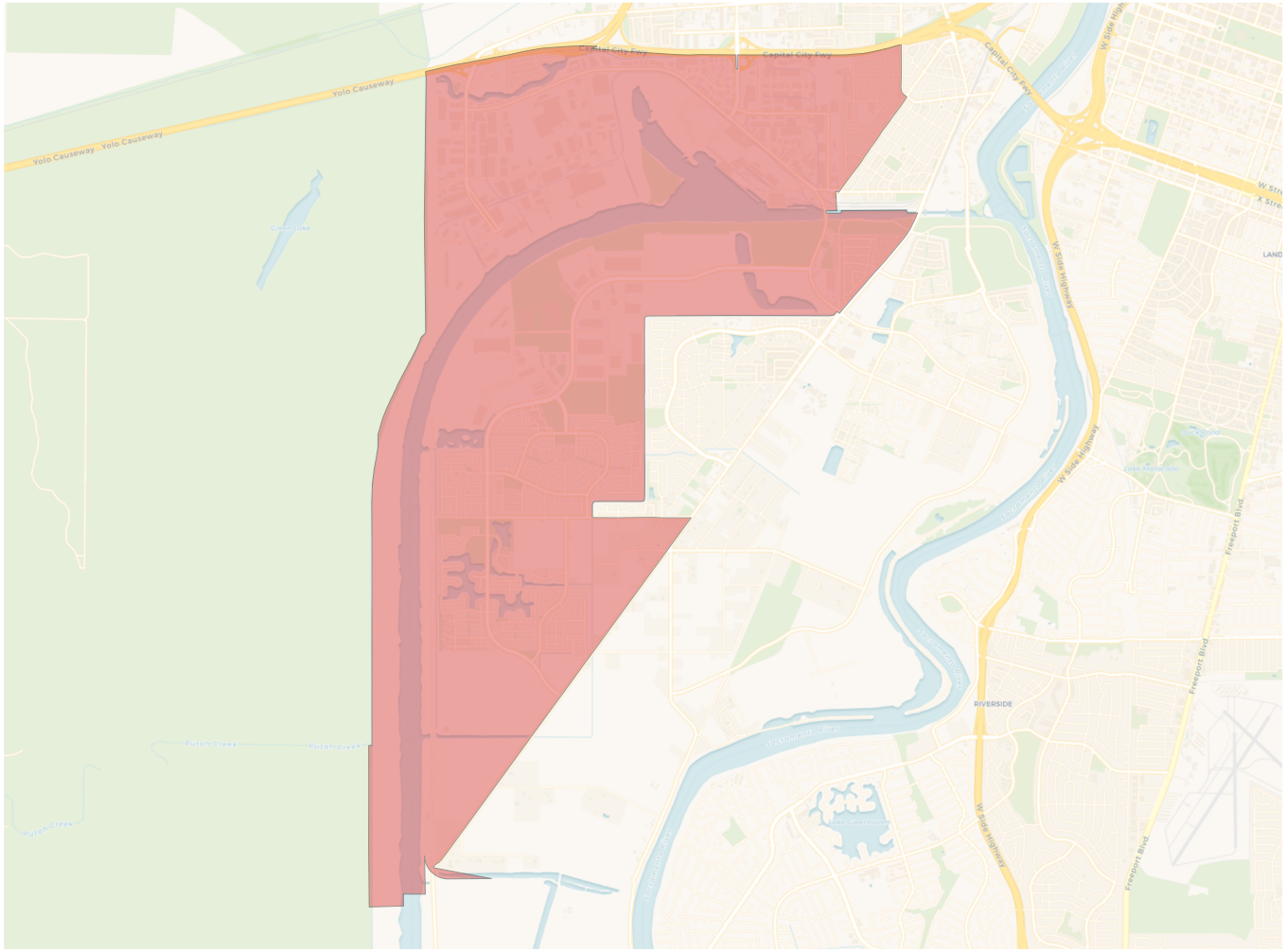

2020 Census

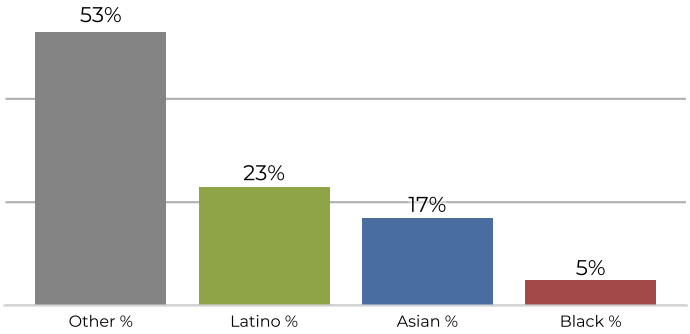

Citizen Voting Age Population

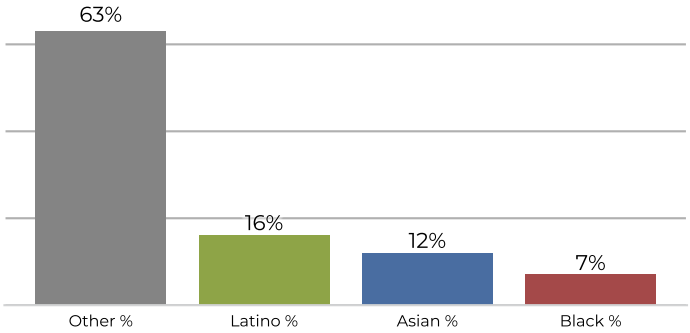

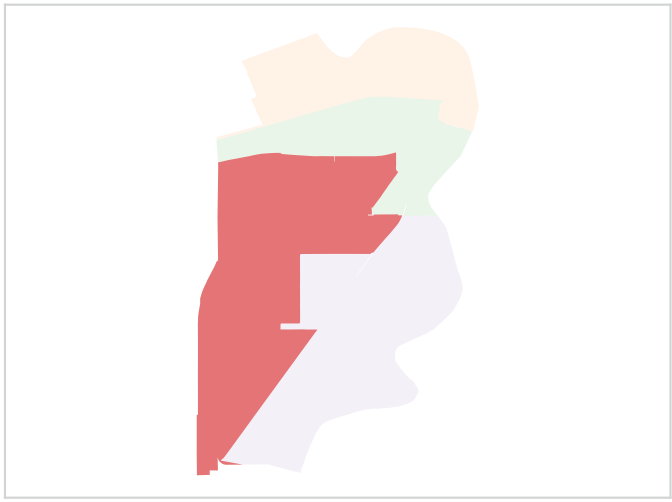

Population	Deviation	Deviation %	Other	Other %	Latino	Latino %	Asian	Asian %	Black	Black %
12,666	-853	-6.3%	6,707	53.0%	2,979	23.5%	2,235	17.6%	745	5.9%

Total CVAP	Other CVAP	Other CVAP %	Latino CVAP	Latino CVAP %	Asian CVAP	Asian CVAP %	Black CVAP	Black CVAP %
8,225	5,250	63.8%	1,338	16.3%	1,049	12.8%	588	7.1%

REDISTRICTING PARTNERS

City of West Sacramento

DistrictR ID 117125

District 4

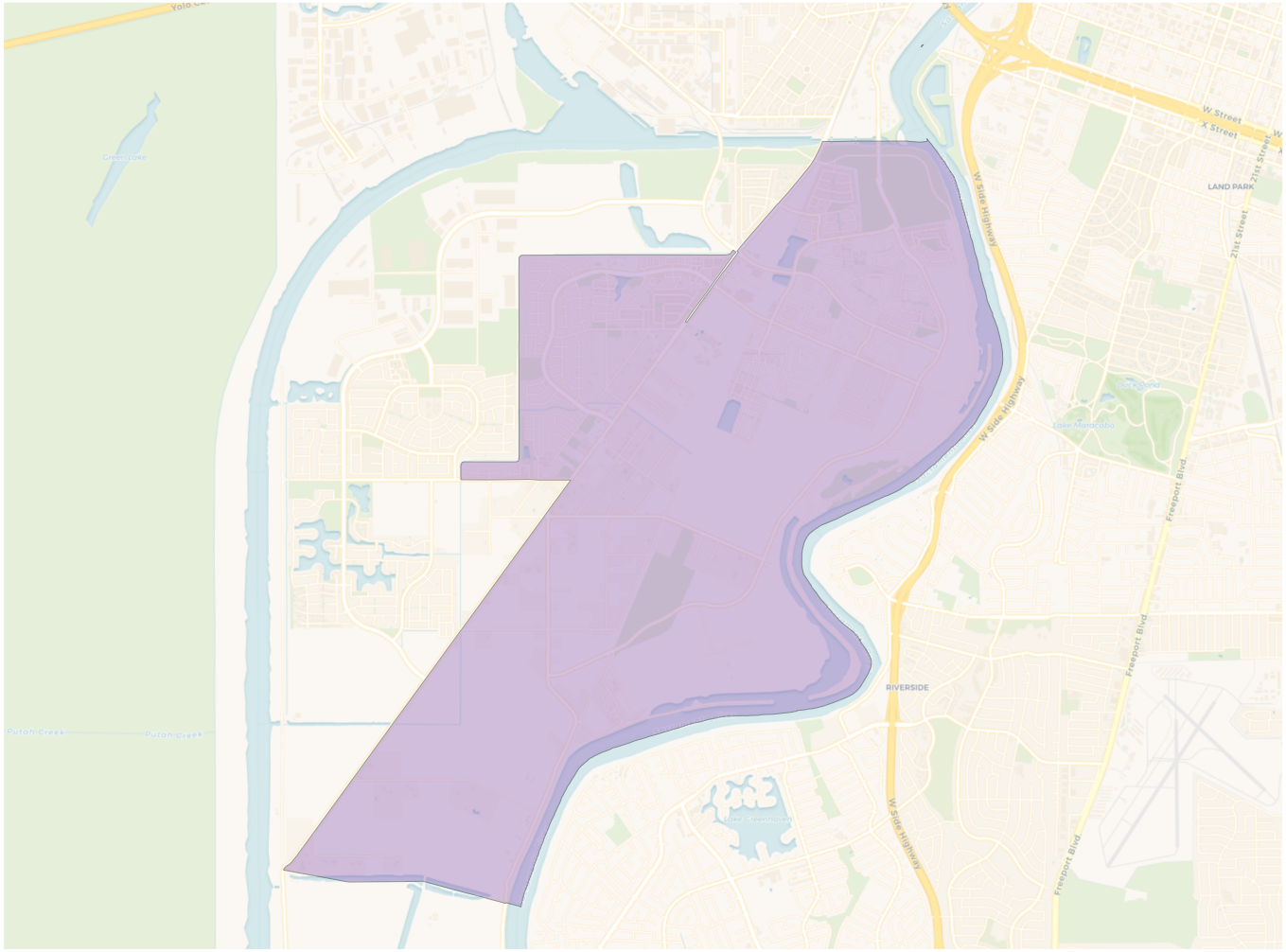

2020 Census

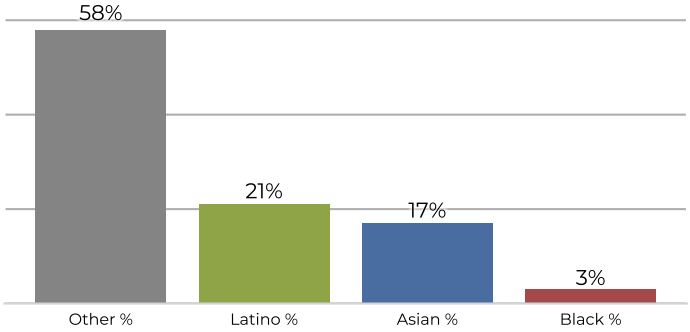

Citizen Voting Age Population

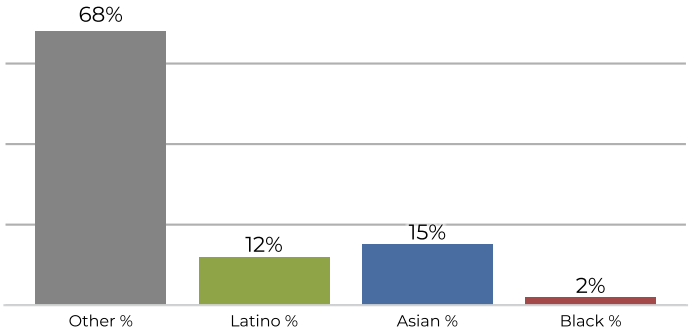

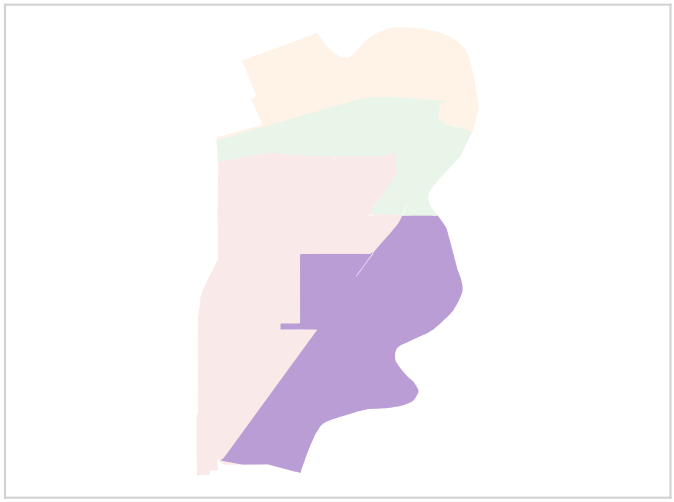

Population	Deviation	Deviation %	Other	Other %	Latino	Latino %	Asian	Asian %	Black	Black %
13,846	327	2.4%	8,028	58.0%	2,924	21.1%	2,424	17.5%	470	3.4%

Total CVAP	Other CVAP	Other CVAP %	Latino CVAP	Latino CVAP %	Asian CVAP	Asian CVAP %	Black CVAP	Black CVAP %
9,495	6,518	68.6%	1,228	12.9%	1,470	15.5%	279	2.9%