REDISTRICTING PARTNERS

City of West Sacramento

DistrictR ID 117121

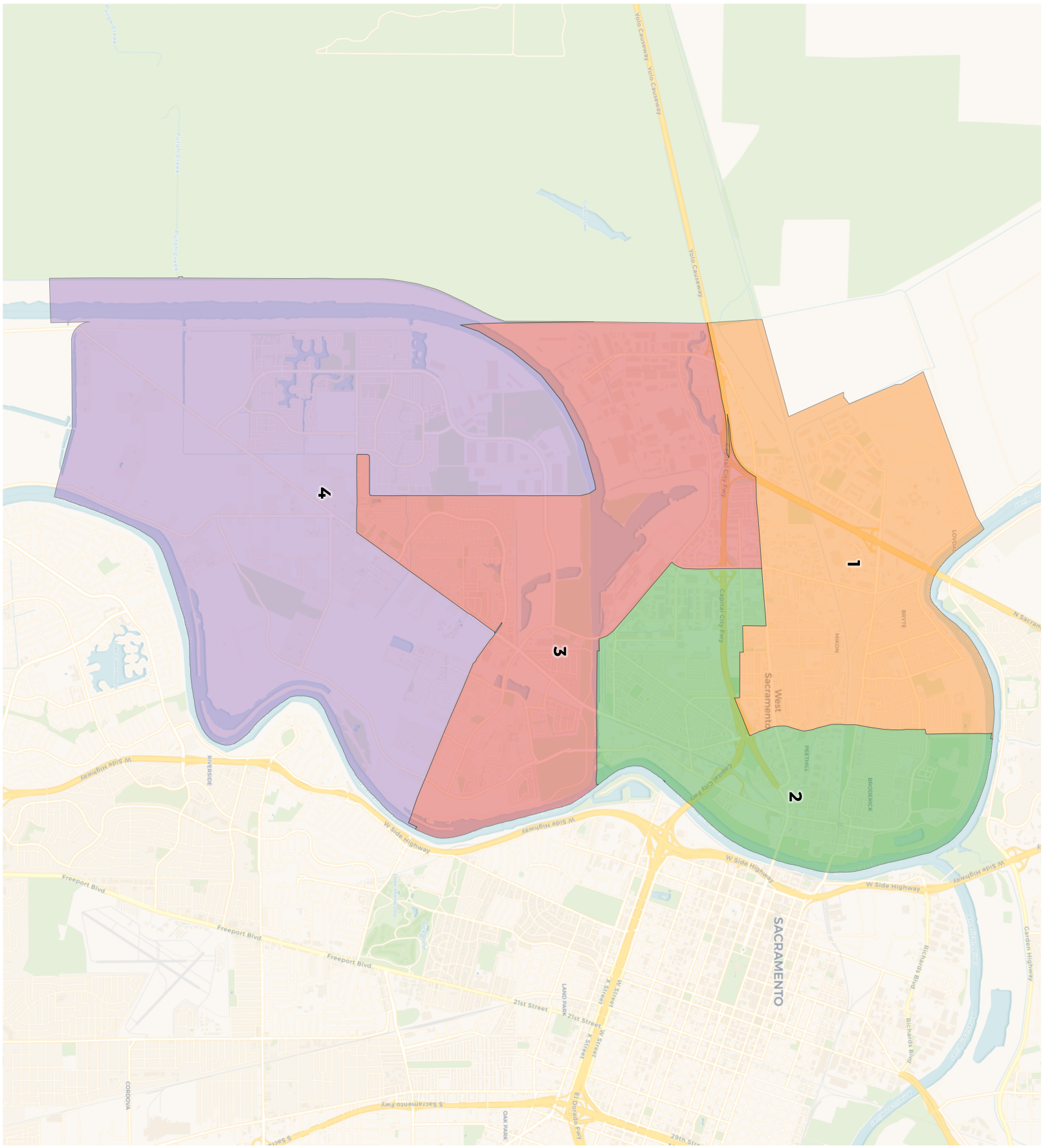

REDISTRICTING PARTNERS

City of West Sacramento

DistrictR ID 117121

2020 Census

	1	2	3	4
Population	13,589	13,834	13,497	13,157
Deviation	70	315	-22	-362
Deviation %	0.5%	2.3%	-0.2%	-2.7%
Other	5,792	6,943	7,499	6,852
Other %	42.6%	50.2%	55.6%	52.1%
Latino	6,323	4,748	3,298	2,955
Latino %	46.5%	34.3%	24.4%	22.5%
Asian	1,020	1,398	2,117	2,609
Asian %	7.5%	10.1%	15.7%	19.8%
Black	454	745	583	741
Black %	3.3%	5.4%	4.3%	5.6%

Citizen Voting Age Population (CVAP)

	1	2	3	4
Total CVAP	7,328	9,091	9,033	8,092
Other CVAP	3,786	5,670	6,018	5,175
Other CVAP %	51.7%	62.4%	66.6%	64.0%
Latino CVAP	2,260	2,336	1,323	1,226
Latino CVAP %	30.8%	25.7%	14.6%	15.2%
Asian CVAP	657	496	1,452	1,075
Asian CVAP %	9.0%	5.5%	16.1%	13.3%
Black CVAP	625	589	240	616
Black CVAP %	8.5%	6.5%	2.7%	7.6%

REDISTRICTING PARTNERS

City of West Sacramento

DistrictR ID 117121

District 1

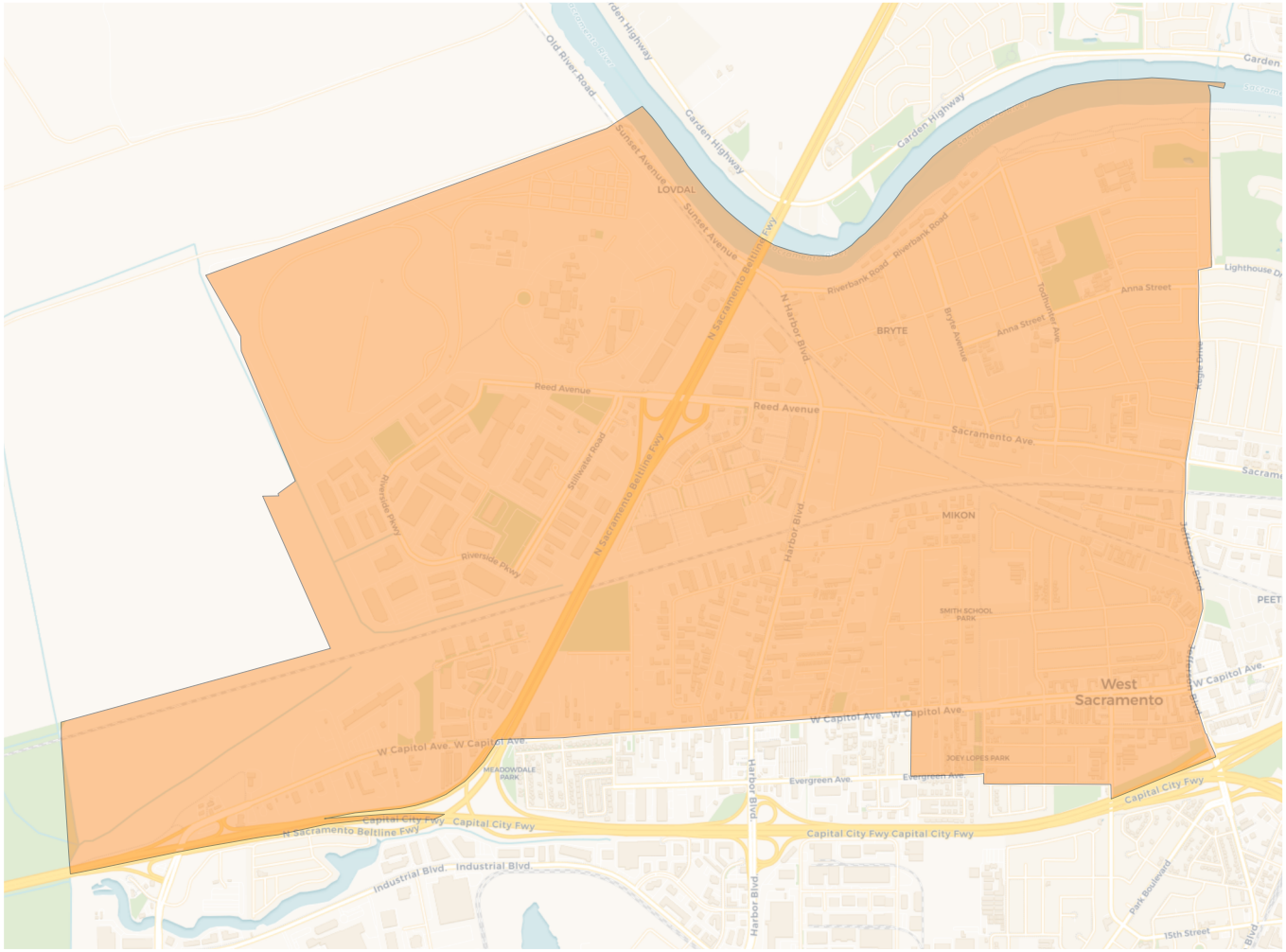

2020 Census

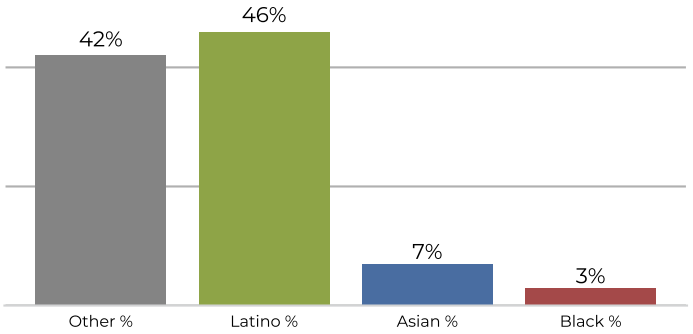

Citizen Voting Age Population

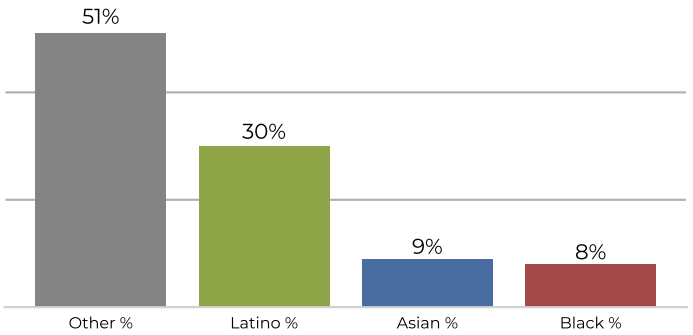

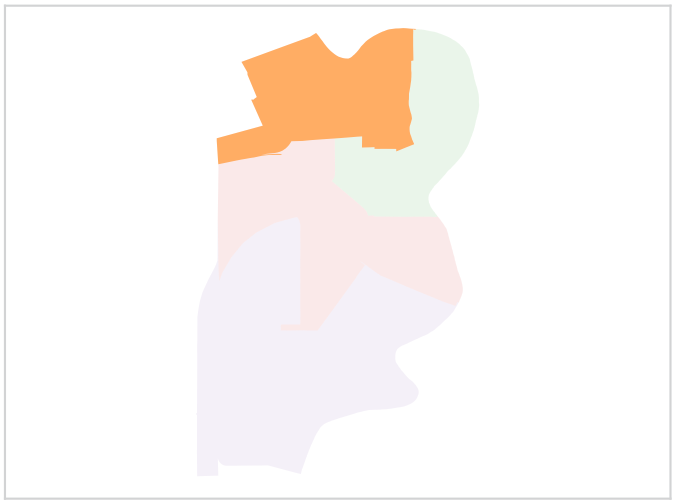

Population	Deviation	Deviation %	Other	Other %	Latino	Latino %	Asian	Asian %	Black	Black %
13,589	70	0.5%	5,792	42.6%	6,323	46.5%	1,020	7.5%	454	3.3%

Total CVAP	Other CVAP	Other CVAP %	Latino CVAP	Latino CVAP %	Asian CVAP	Asian CVAP %	Black CVAP	Black CVAP %
7,328	3,786	51.7%	2,260	30.8%	657	9.0%	625	8.5%

REDISTRICTING PARTNERS

City of West Sacramento

DistrictR ID 117121

District 2

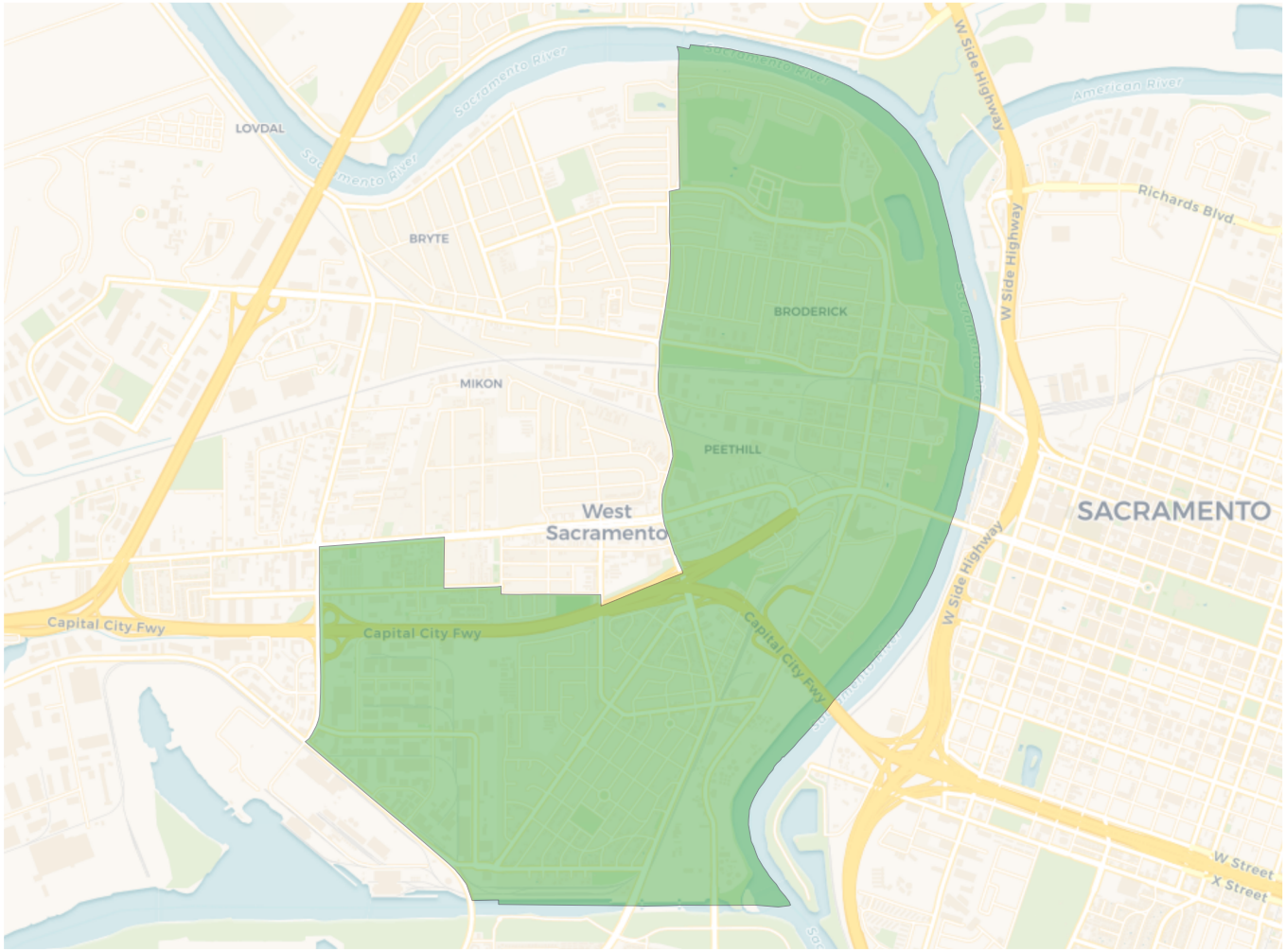

2020 Census

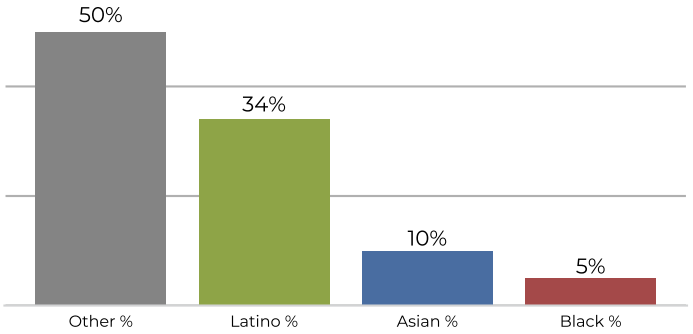

Citizen Voting Age Population

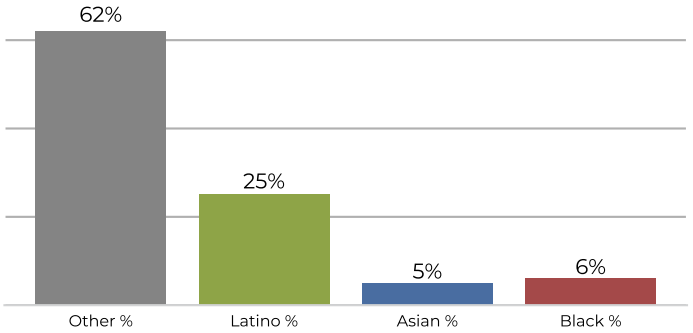

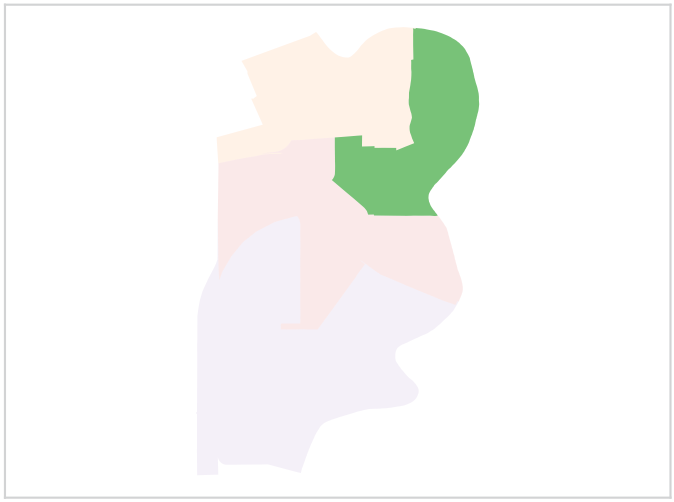

Population	Deviation	Deviation %	Other	Other %	Latino	Latino %	Asian	Asian %	Black	Black %
13,834	315	2.3%	6,943	50.2%	4,748	34.3%	1,398	10.1%	745	5.4%

Total CVAP	Other CVAP	Other CVAP %	Latino CVAP	Latino CVAP %	Asian CVAP	Asian CVAP %	Black CVAP	Black CVAP %
9,091	5,670	62.4%	2,336	25.7%	496	5.5%	589	6.5%

REDISTRICTING PARTNERS

City of West Sacramento

DistrictR ID 117121

District 3

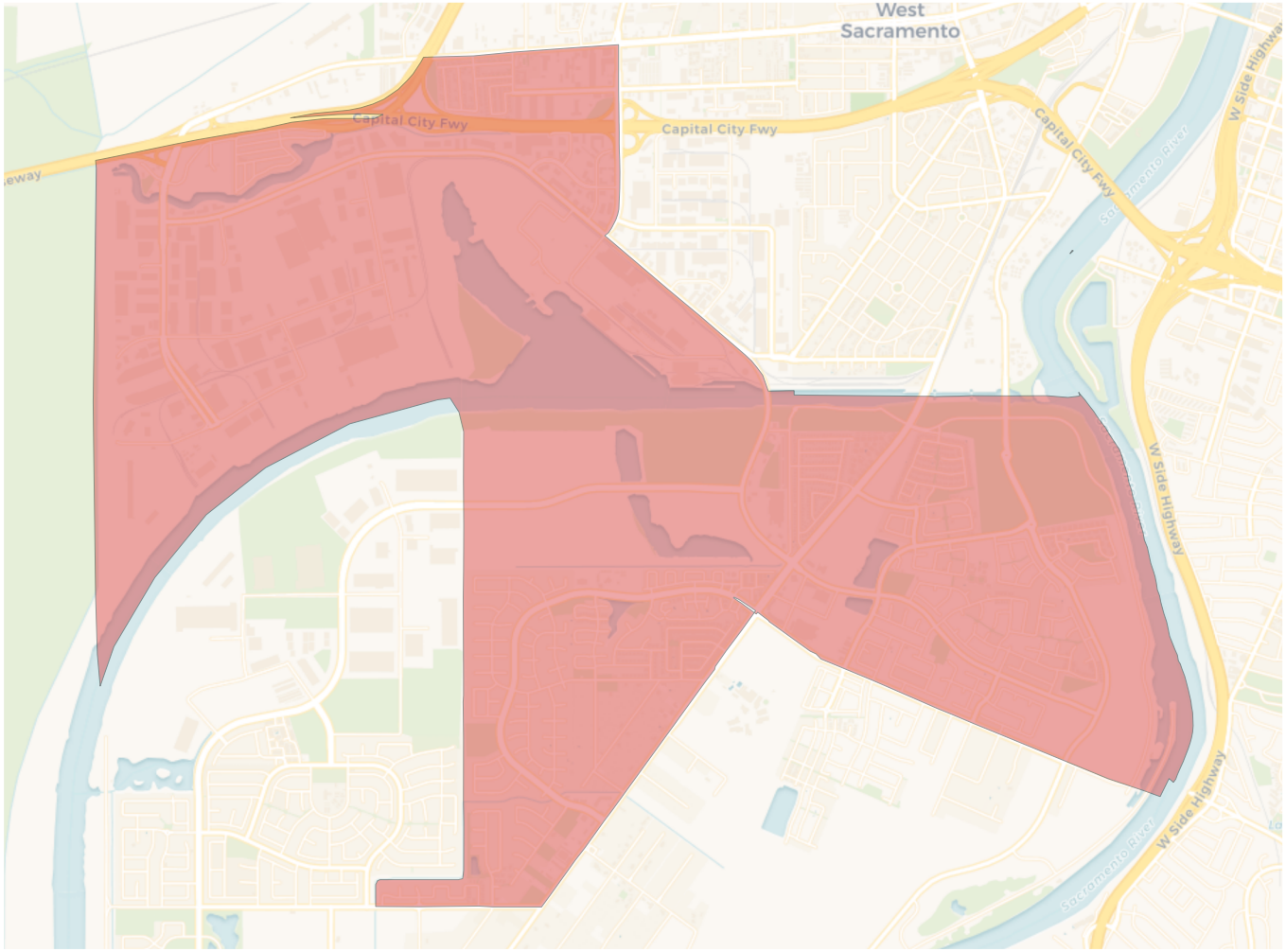

2020 Census

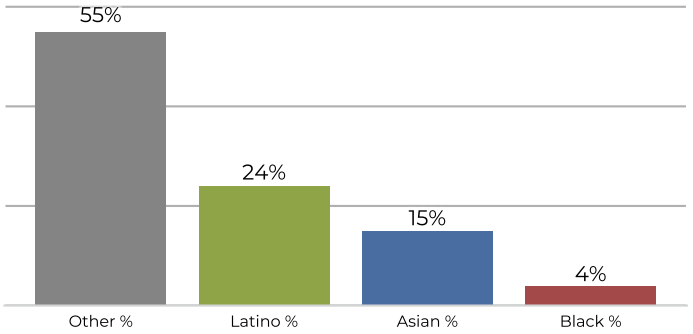

Citizen Voting Age Population

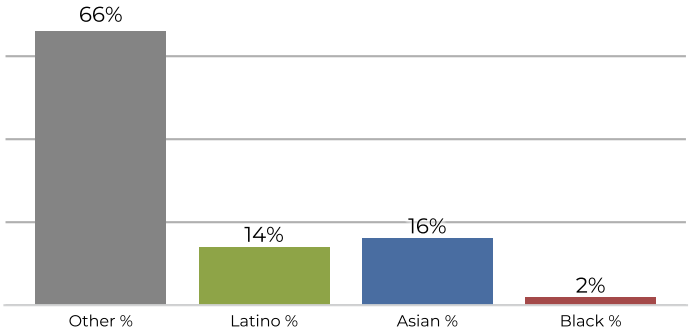

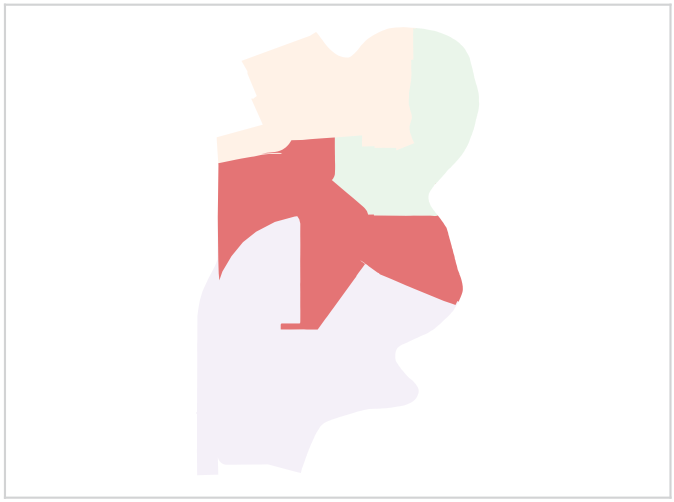

Population	Deviation	Deviation %	Other	Other %	Latino	Latino %	Asian	Asian %	Black	Black %
13,497	-22	-0.2%	7,499	55.6%	3,298	24.4%	2,117	15.7%	583	4.3%

Total CVAP	Other CVAP	Other CVAP %	Latino CVAP	Latino CVAP %	Asian CVAP	Asian CVAP %	Black CVAP	Black CVAP %
9,033	6,018	66.6%	1,323	14.6%	1,452	16.1%	240	2.7%

REDISTRICTING PARTNERS

City of West Sacramento

DistrictR ID 117121

District 4

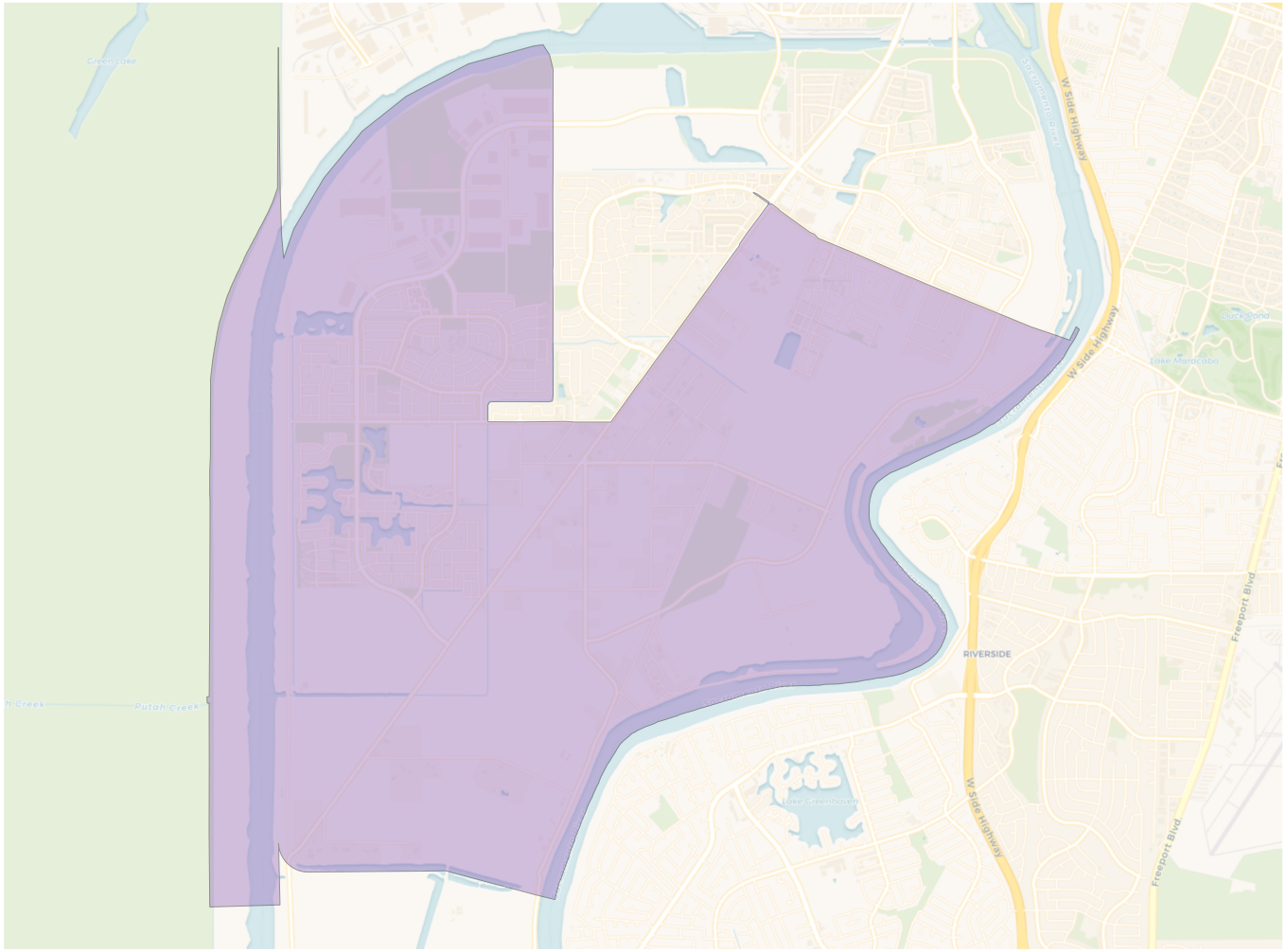

2020 Census

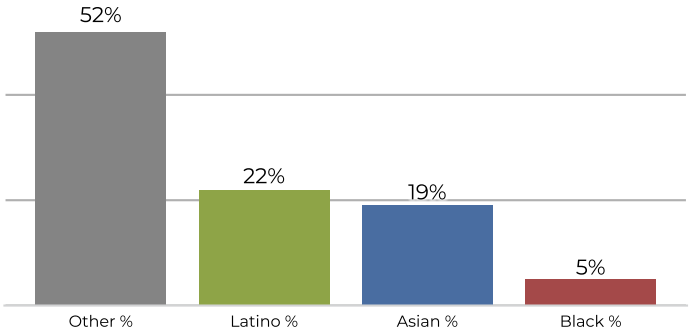

Citizen Voting Age Population

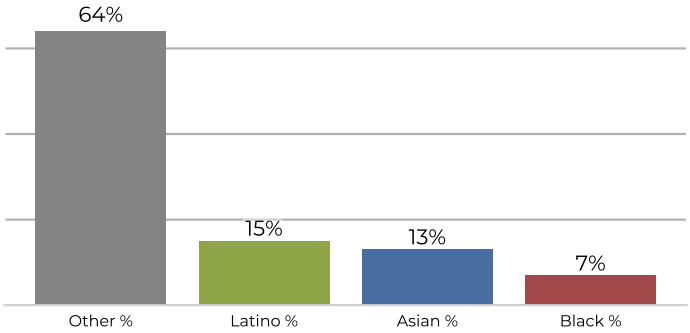

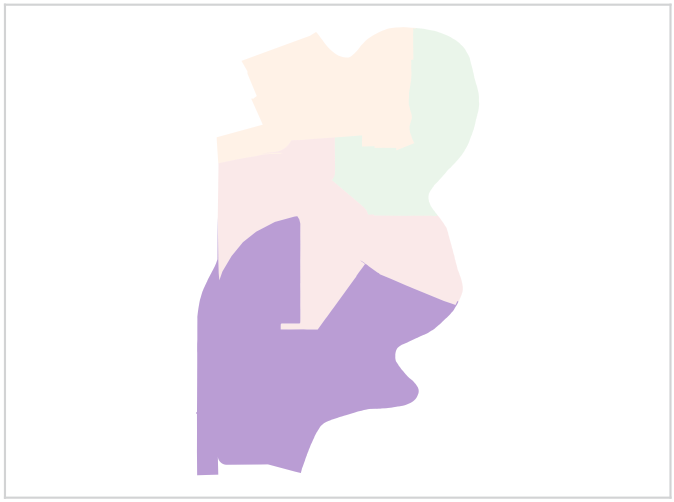

Population	Deviation	Deviation %	Other	Other %	Latino	Latino %	Asian	Asian %	Black	Black %
13,157	-362	-2.7%	6,852	52.1%	2,955	22.5%	2,609	19.8%	741	5.6%

Total CVAP	Other CVAP	Other CVAP %	Latino CVAP	Latino CVAP %	Asian CVAP	Asian CVAP %	Black CVAP	Black CVAP %
8,092	5,175	64.0%	1,226	15.2%	1,075	13.3%	616	7.6%