REDISTRICTING PARTNERS

City of West Sacramento

Draft Plan 6

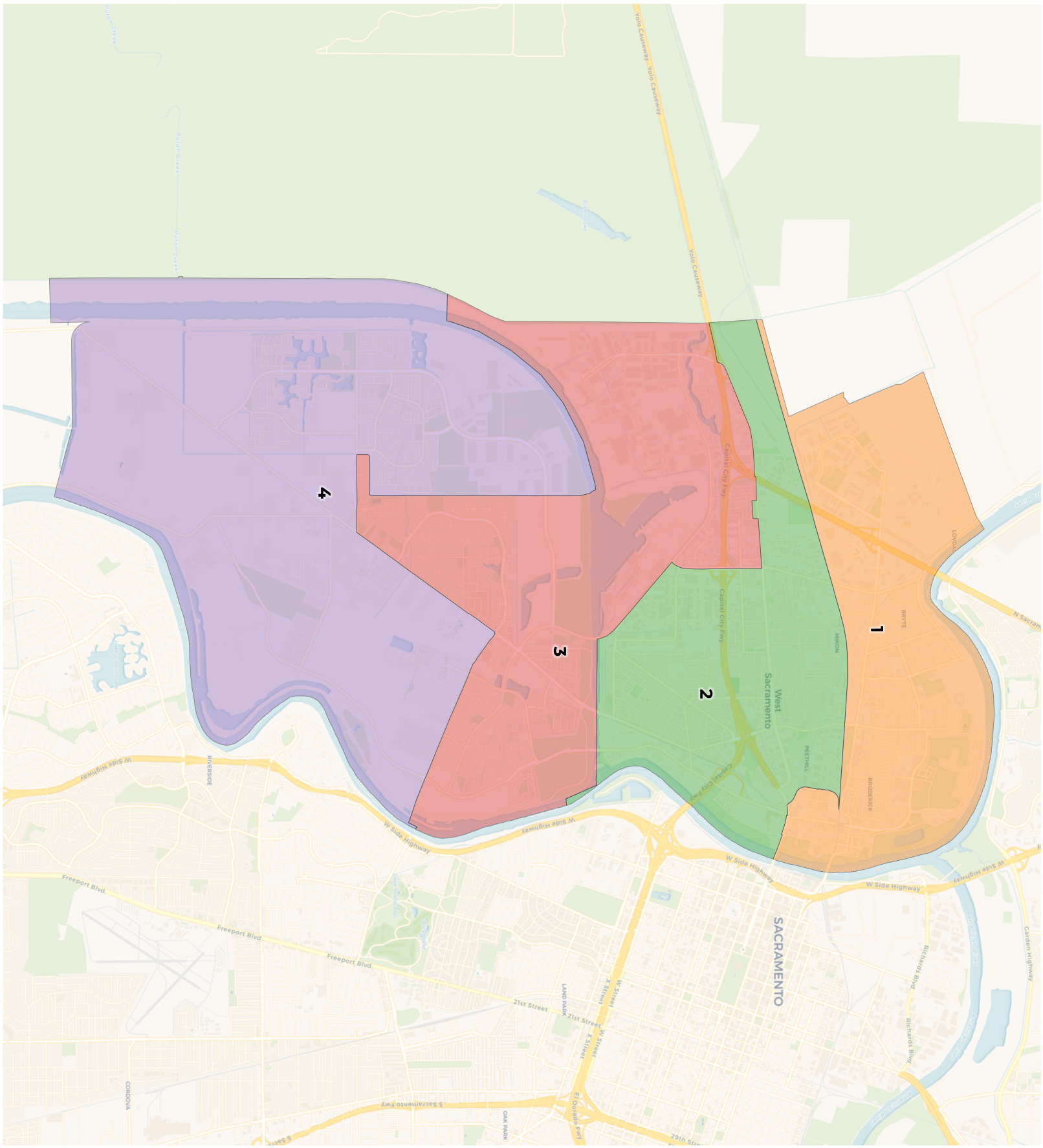

REDISTRICTING PARTNERS

City of West Sacramento
Draft Plan 6

2020 Census

	1	2	3	4
Population	14,228	13,195	13,497	13,157
Deviation	709	-324	-22	-362
Deviation %	5.2%	-2.4%	-0.2%	-2.7%
Other	6,432	6,296	7,506	6,852
Other %	45.2%	47.7%	55.6%	52.1%
Latino	5,912	5,176	3,281	2,955
Latino %	41.6%	39.2%	24.3%	22.5%
Asian	1,248	1,174	2,113	2,609
Asian %	8.8%	8.9%	15.7%	19.8%
Black	636	549	597	741
Black %	4.5%	4.2%	4.4%	5.6%

Citizen Voting Age Population (CVAP)

	1	2	3	4
Total CVAP	8,367	8,045	9,040	8,092
Other CVAP	4,608	4,838	6,028	5,175
Other CVAP %	55.1%	60.1%	66.7%	64.0%
Latino CVAP	2,385	2,213	1,321	1,226
Latino CVAP %	28.5%	27.5%	14.6%	15.2%
Asian CVAP	659	496	1,450	1,075
Asian CVAP %	7.9%	6.2%	16.0%	13.3%
Black CVAP	715	498	241	616
Black CVAP %	8.5%	6.2%	2.7%	7.6%

REDISTRICTING PARTNERS

City of West Sacramento

Draft Plan 6

District 1

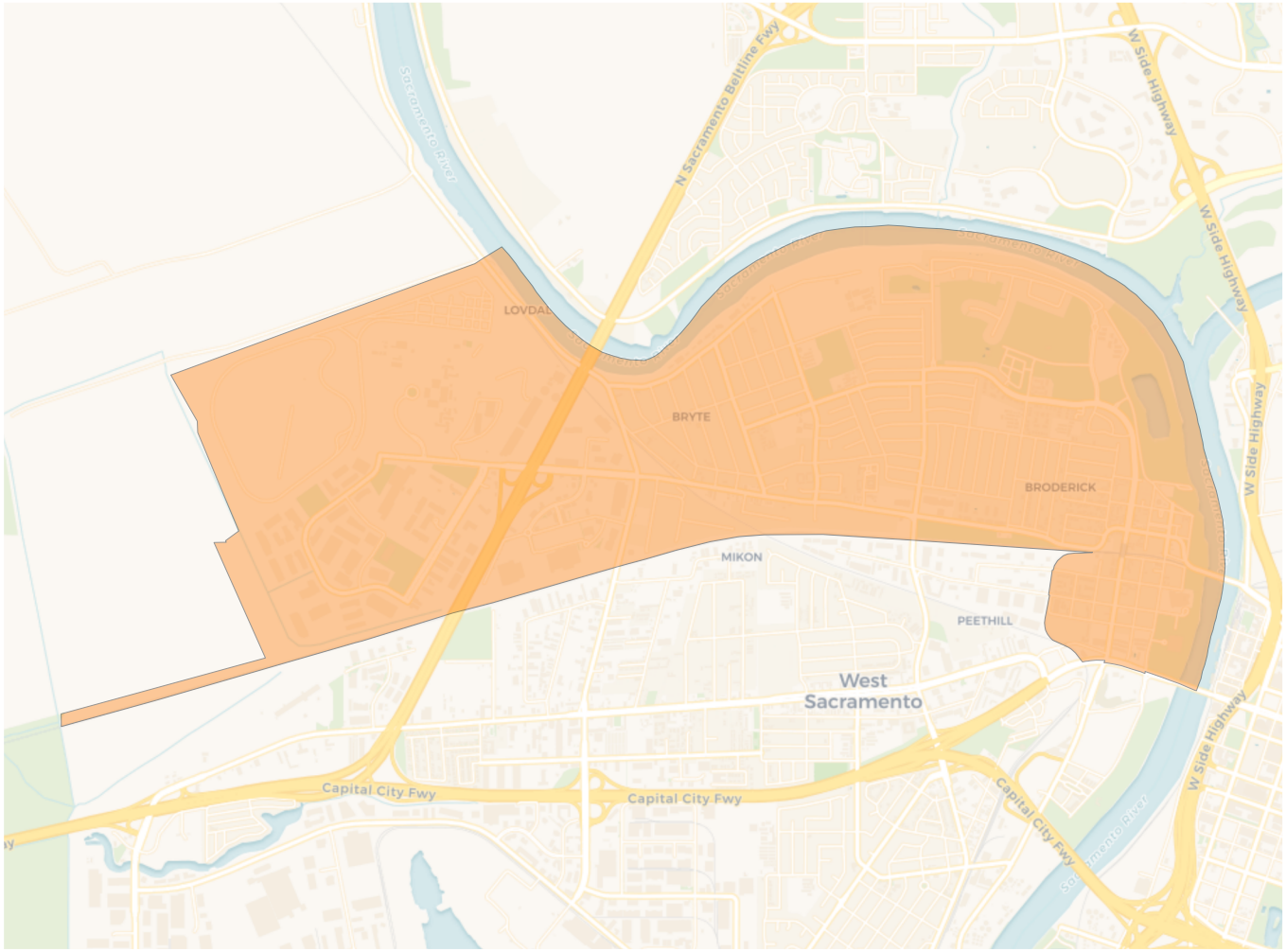

2020 Census

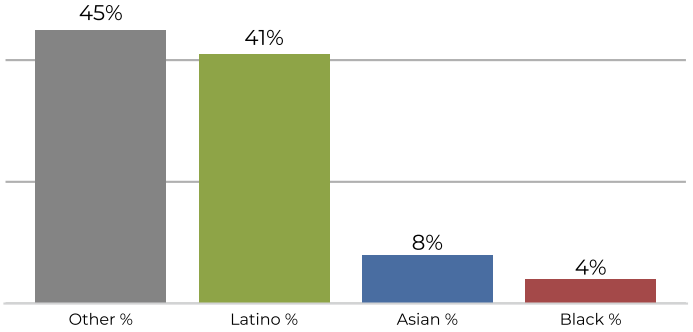

Citizen Voting Age Population

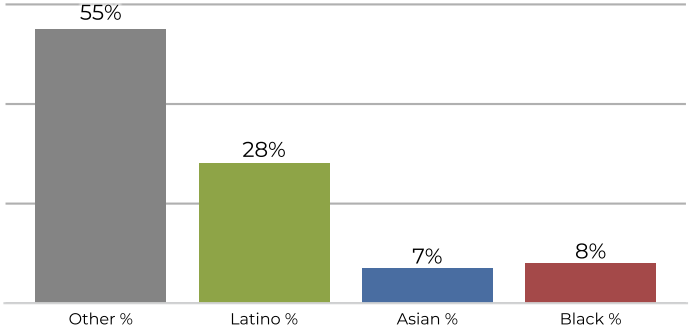



Population	Deviation	Deviation %	Other	Other %	Latino	Latino %	Asian	Asian %	Black	Black %
14,228	709	5.2%	6,432	45.2%	5,912	41.6%	1,248	8.8%	636	4.5%

Total CVAP	Other CVAP	Other CVAP %	Latino CVAP	Latino CVAP %	Asian CVAP	Asian CVAP %	Black CVAP	Black CVAP %
8,367	4,608	55.1%	2,385	28.5%	659	7.9%	715	8.5%

REDISTRICTING PARTNERS

City of West Sacramento

Draft Plan 6

District 2

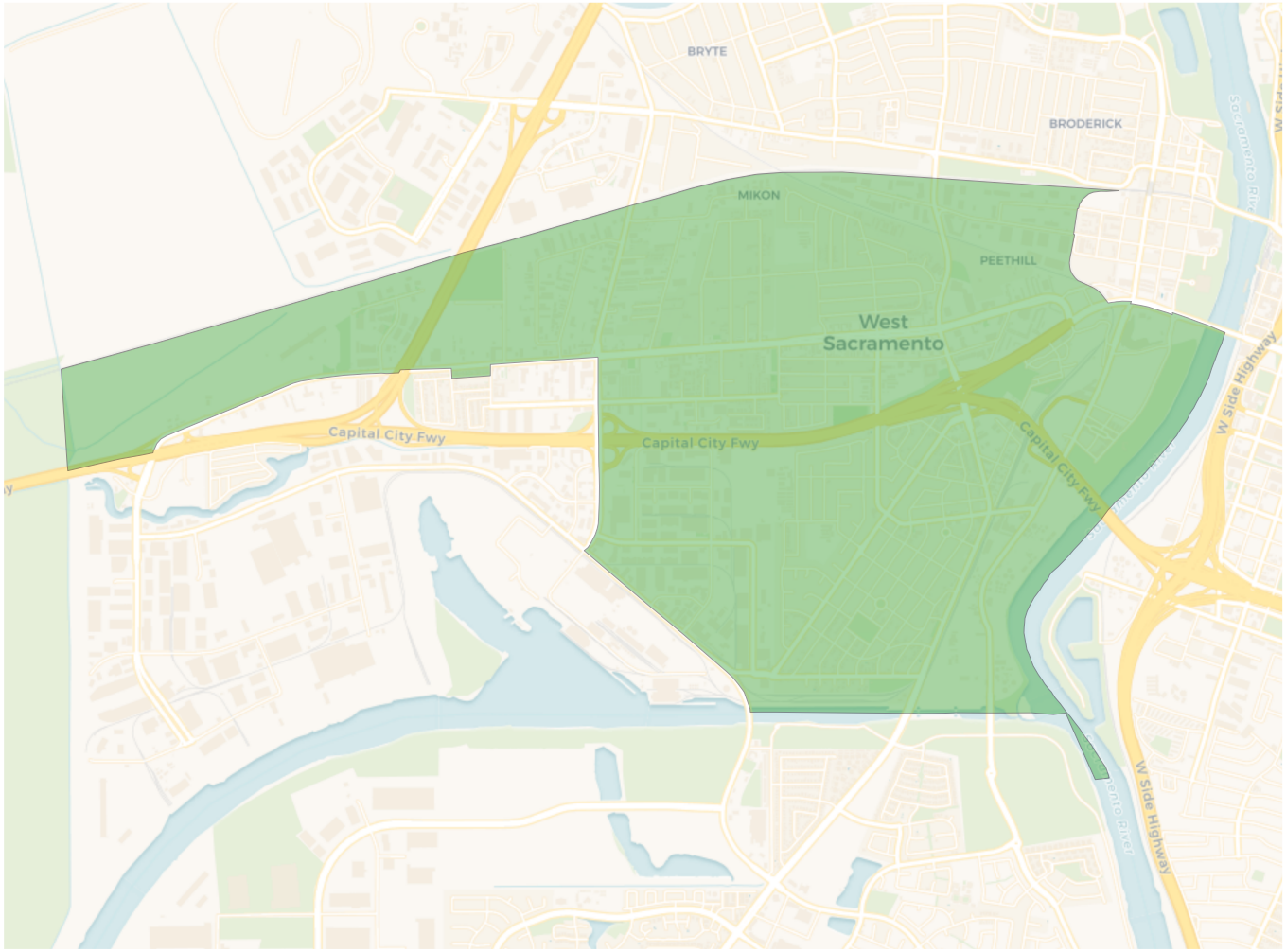

2020 Census

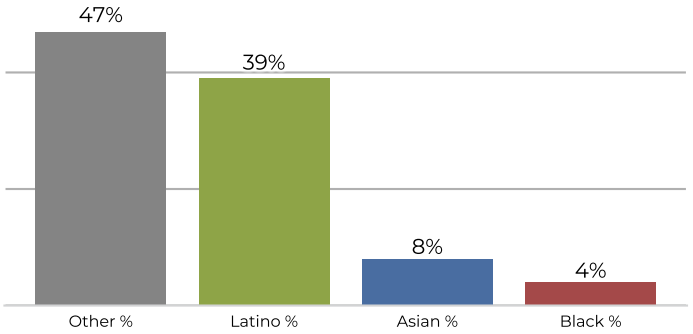

Citizen Voting Age Population

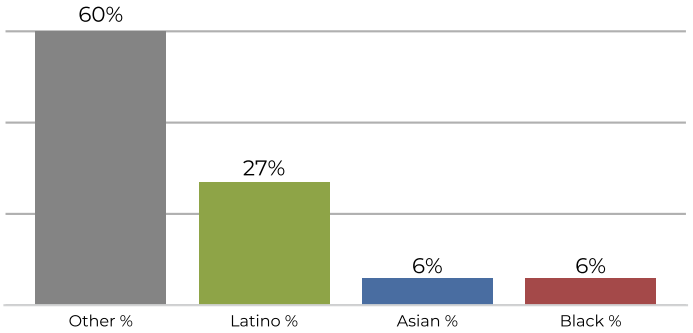

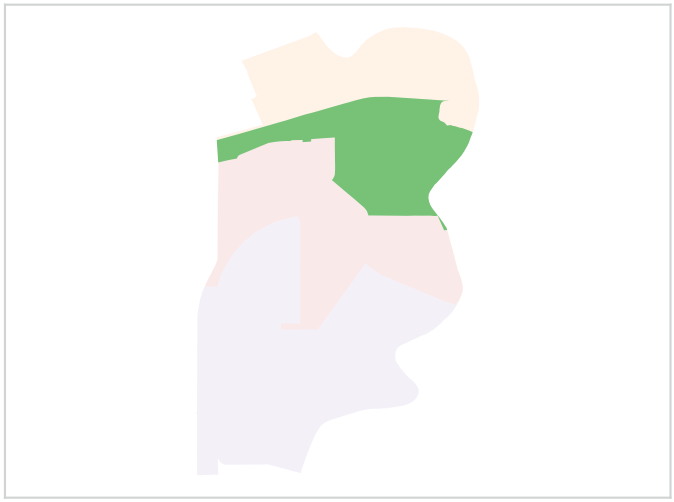

Population	Deviation	Deviation %	Other	Other %	Latino	Latino %	Asian	Asian %	Black	Black %
13,195	-324	-2.4%	6,296	47.7%	5,176	39.2%	1,174	8.9%	549	4.2%

Total CVAP	Other CVAP	Other CVAP %	Latino CVAP	Latino CVAP %	Asian CVAP	Asian CVAP %	Black CVAP	Black CVAP %
8,045	4,838	60.1%	2,213	27.5%	496	6.2%	498	6.2%

REDISTRICTING PARTNERS

City of West Sacramento

Draft Plan 6

District 3

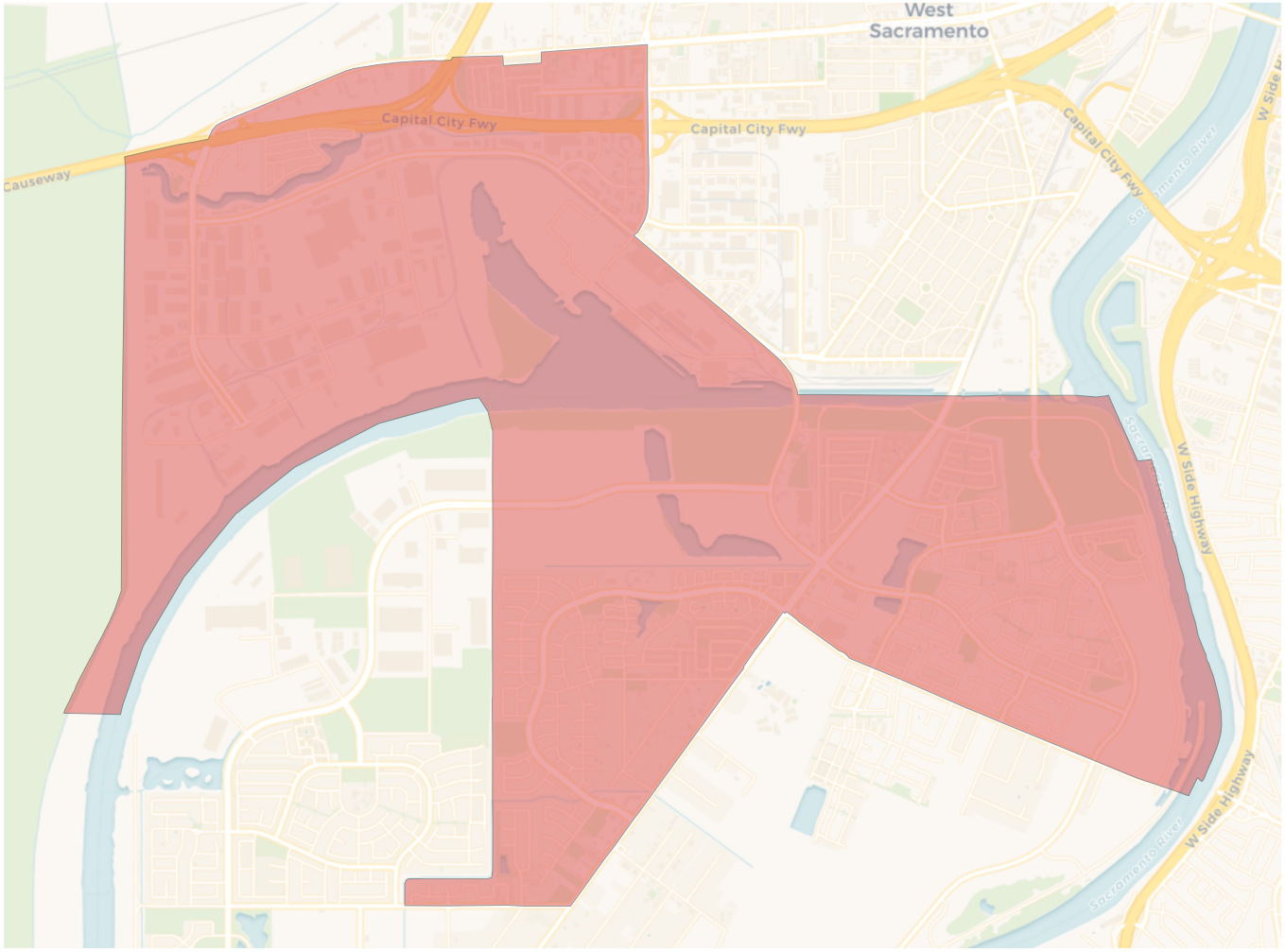

2020 Census

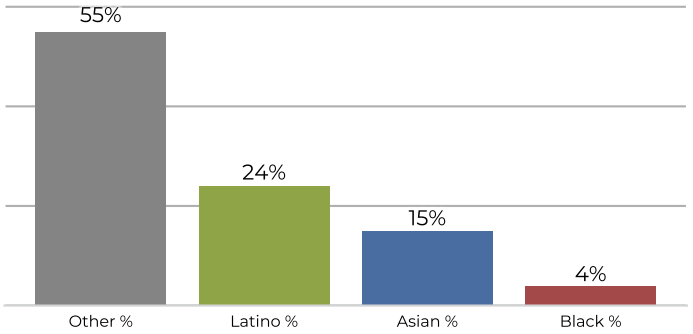

Citizen Voting Age Population

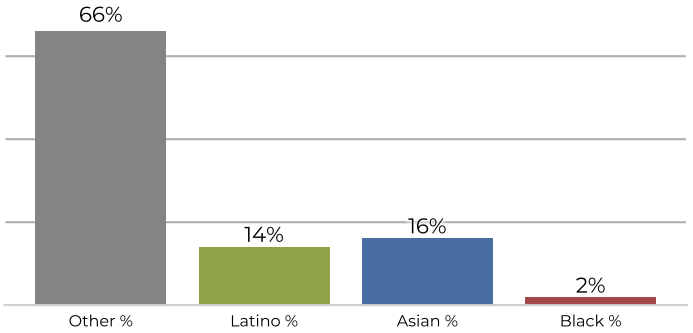

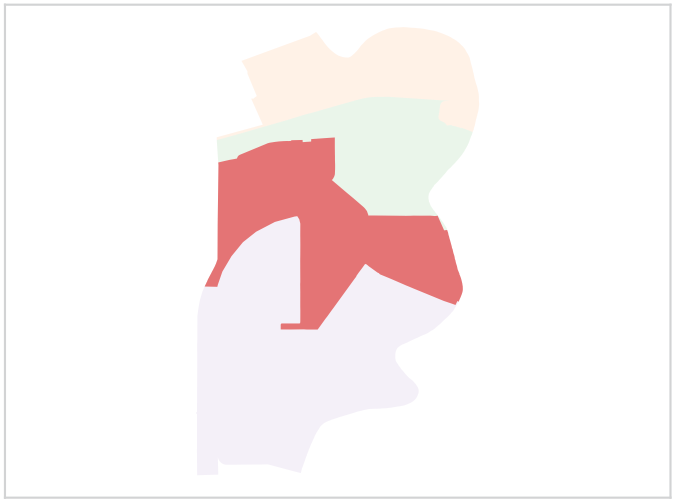

Population	Deviation	Deviation %	Other	Other %	Latino	Latino %	Asian	Asian %	Black	Black %
13,497	-22	-0.2%	7,506	55.6%	3,281	24.3%	2,113	15.7%	597	4.4%

Total CVAP	Other CVAP	Other CVAP %	Latino CVAP	Latino CVAP %	Asian CVAP	Asian CVAP %	Black CVAP	Black CVAP %
9,040	6,028	66.7%	1,321	14.6%	1,450	16.0%	241	2.7%

REDISTRICTING PARTNERS

City of West Sacramento

Draft Plan 6

District 4

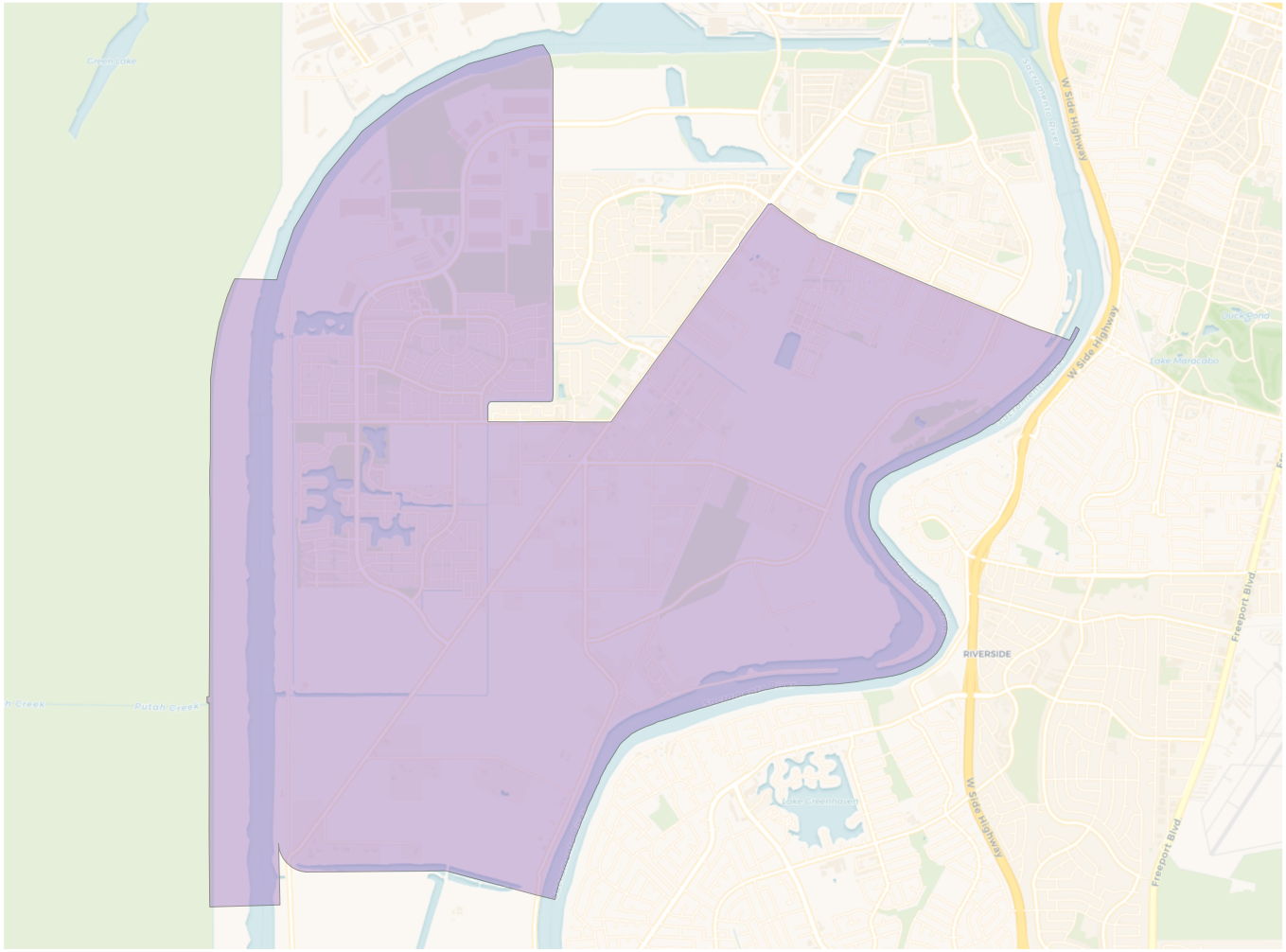

2020 Census

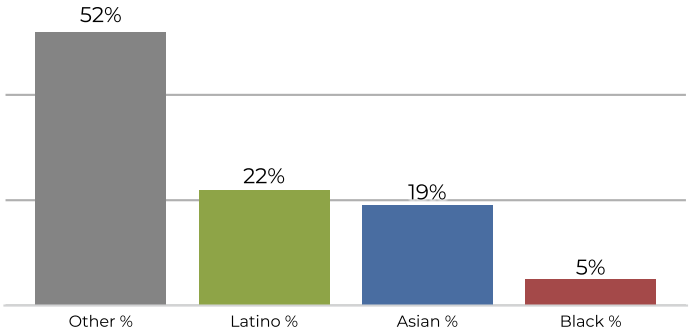

Citizen Voting Age Population

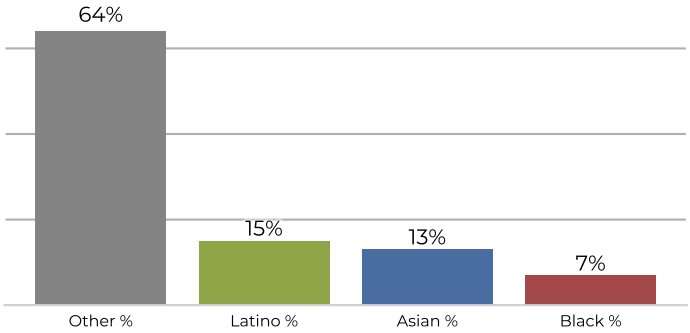

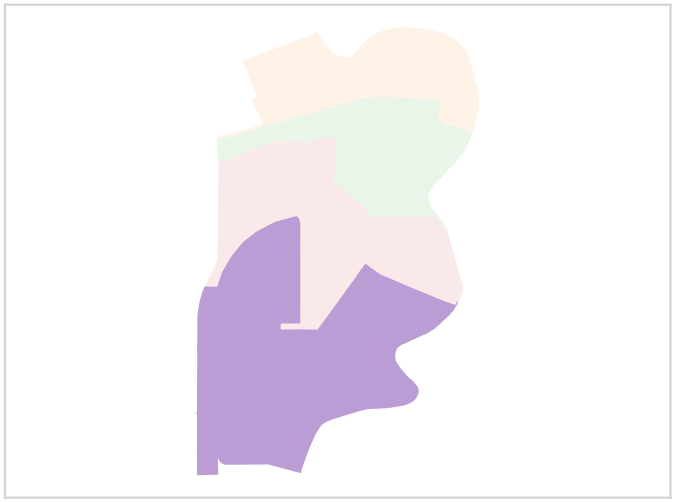

Population	Deviation	Deviation %	Other	Other %	Latino	Latino %	Asian	Asian %	Black	Black %
13,157	-362	-2.7%	6,852	52.1%	2,955	22.5%	2,609	19.8%	741	5.6%

Total CVAP	Other CVAP	Other CVAP %	Latino CVAP	Latino CVAP %	Asian CVAP	Asian CVAP %	Black CVAP	Black CVAP %
8,092	5,175	64.0%	1,226	15.2%	1,075	13.3%	616	7.6%