REDISTRICTING PARTNERS

City of West Sacramento

Draft Plan 5

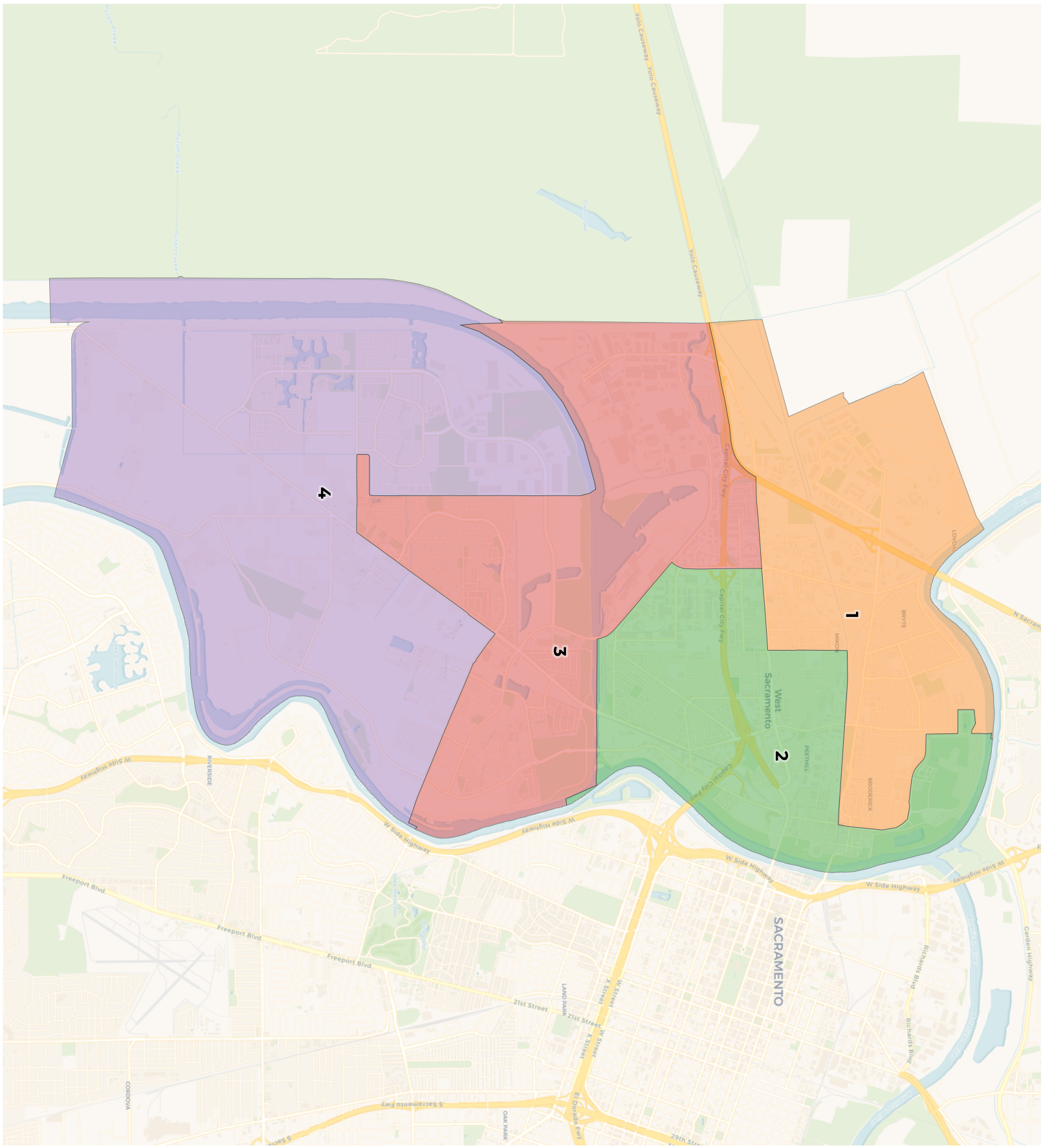

REDISTRICTING PARTNERS

City of West Sacramento
Draft Plan 5

2020 Census

	1	2	3	4
Population	13,535	13,888	13,497	13,157
Deviation	16	369	-22	-362
Deviation %	0.1%	2.7%	-0.2%	-2.7%
Other	5,706	7,029	7,499	6,852
Other %	42.2%	50.6%	55.6%	52.1%
Latino	6,392	4,679	3,298	2,955
Latino %	47.2%	33.7%	24.4%	22.5%
Asian	961	1,457	2,117	2,609
Asian %	7.1%	10.5%	15.7%	19.8%
Black	476	723	583	741
Black %	3.5%	5.2%	4.3%	5.6%

Citizen Voting Age Population (CVAP)

	1	2	3	4
Total CVAP	7,819	8,600	9,033	8,092
Other CVAP	4,117	5,339	6,018	5,175
Other CVAP %	52.7%	62.1%	66.6%	64.0%
Latino CVAP	2,461	2,135	1,323	1,226
Latino CVAP %	31.5%	24.8%	14.6%	15.2%
Asian CVAP	663	490	1,452	1,075
Asian CVAP %	8.5%	5.7%	16.1%	13.3%
Black CVAP	578	636	240	616
Black CVAP %	7.4%	7.4%	2.7%	7.6%

REDISTRICTING PARTNERS

City of West Sacramento

Draft Plan 5

District 1

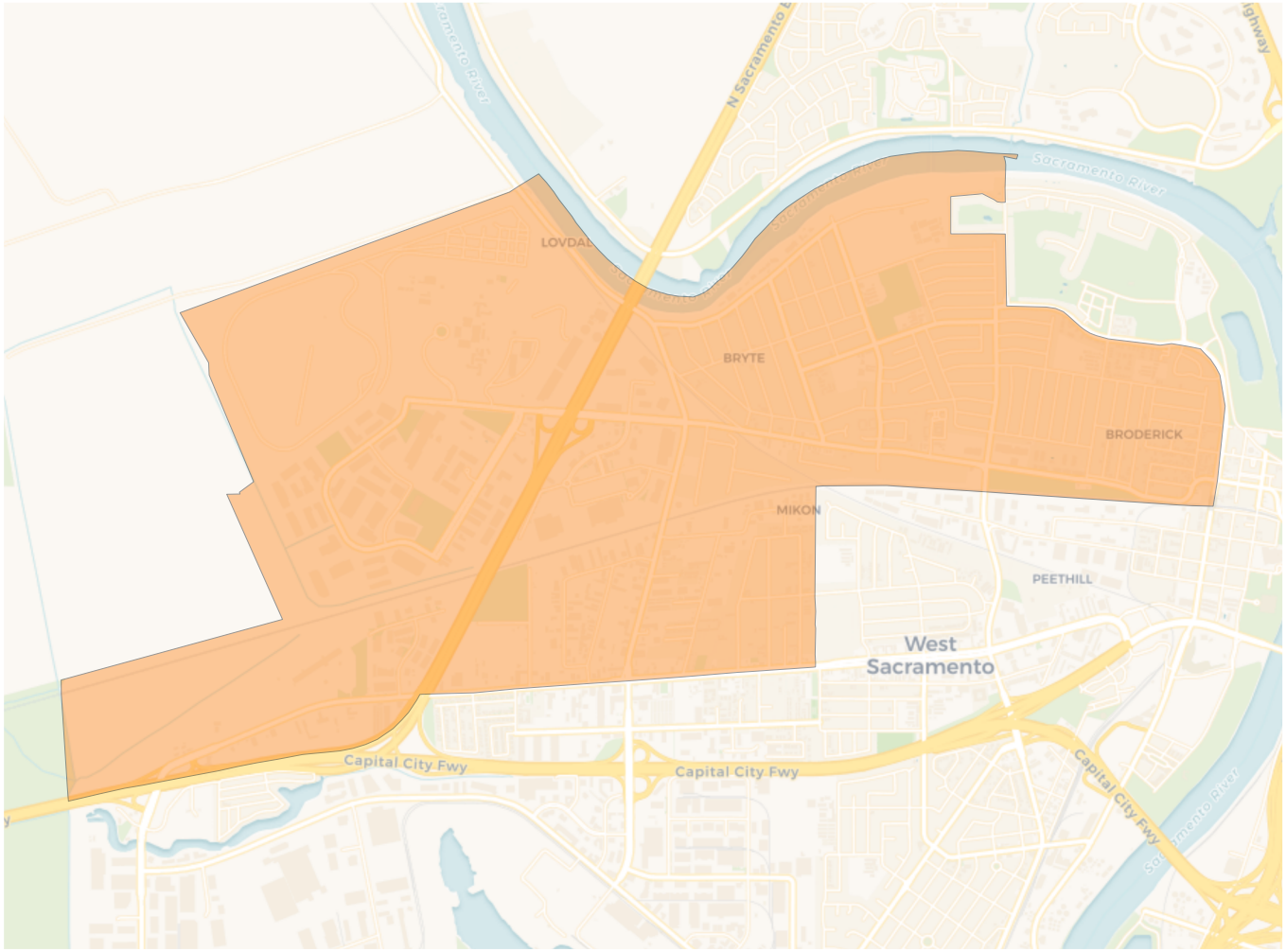

2020 Census

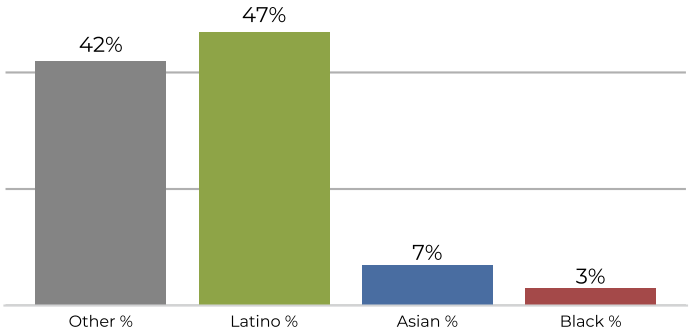

Citizen Voting Age Population

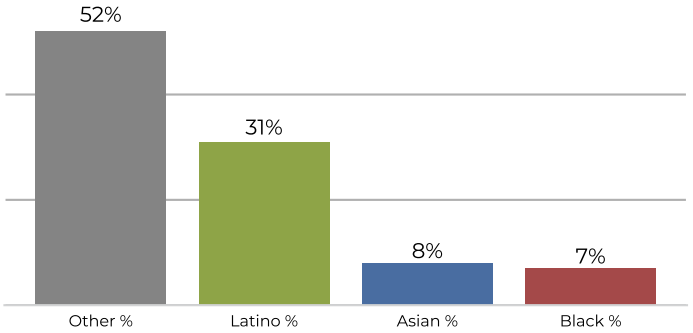

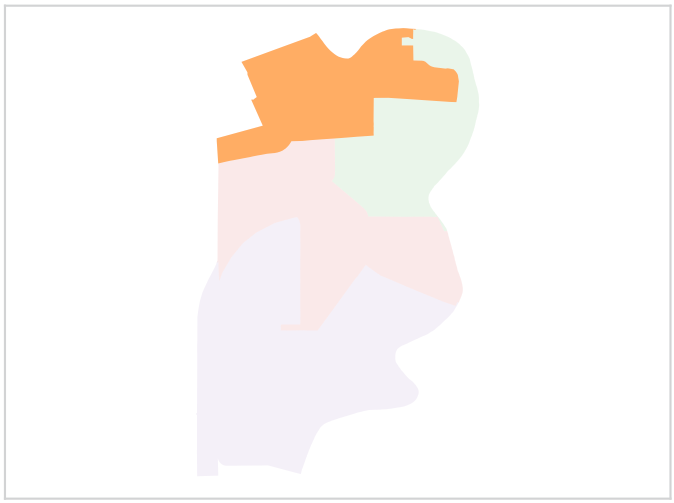

Population	Deviation	Deviation %	Other	Other %	Latino	Latino %	Asian	Asian %	Black	Black %
13,535	16	0.1%	5,706	42.2%	6,392	47.2%	961	7.1%	476	3.5%

Total CVAP	Other CVAP	Other CVAP %	Latino CVAP	Latino CVAP %	Asian CVAP	Asian CVAP %	Black CVAP	Black CVAP %
7,819	4,117	52.7%	2,461	31.5%	663	8.5%	578	7.4%

REDISTRICTING PARTNERS

City of West Sacramento

Draft Plan 5

District 2

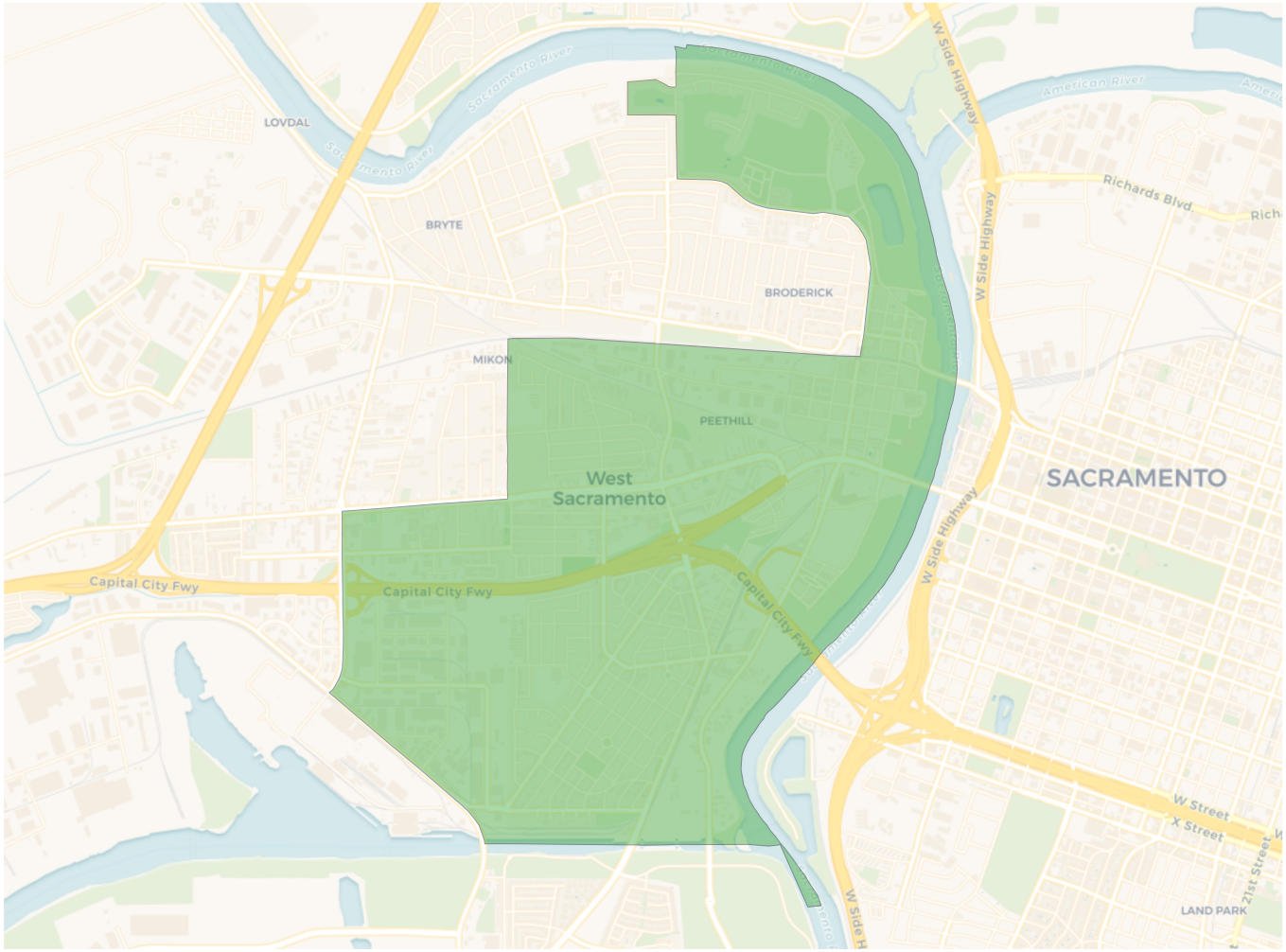

2020 Census

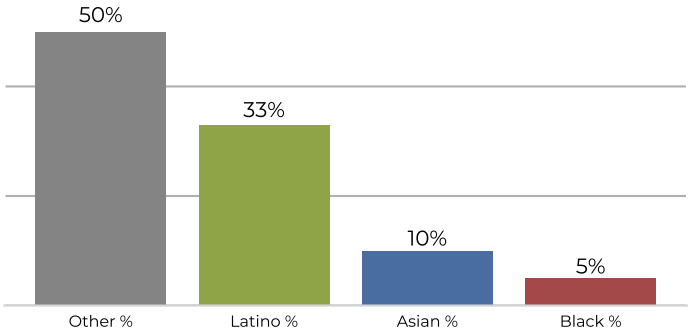

Citizen Voting Age Population

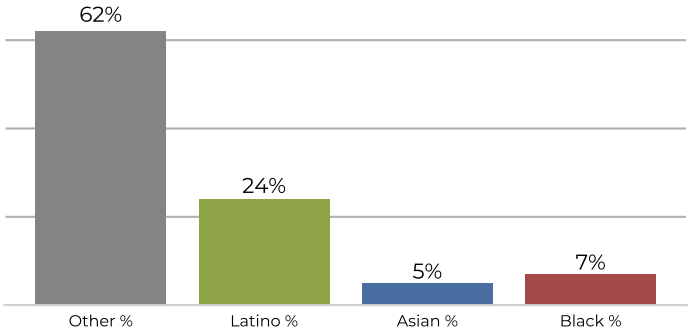

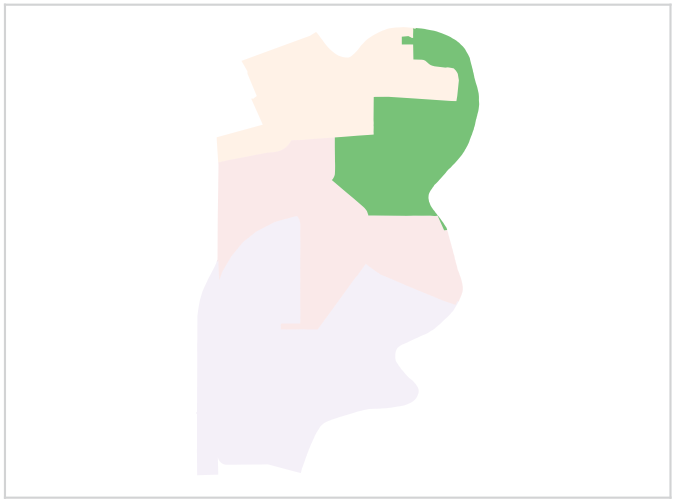

Population	Deviation	Deviation %	Other	Other %	Latino	Latino %	Asian	Asian %	Black	Black %
13,888	369	2.7%	7,029	50.6%	4,679	33.7%	1,457	10.5%	723	5.2%

Total CVAP	Other CVAP	Other CVAP %	Latino CVAP	Latino CVAP %	Asian CVAP	Asian CVAP %	Black CVAP	Black CVAP %
8,600	5,339	62.1%	2,135	24.8%	490	5.7%	636	7.4%

REDISTRICTING PARTNERS

City of West Sacramento

Draft Plan 5

District 3

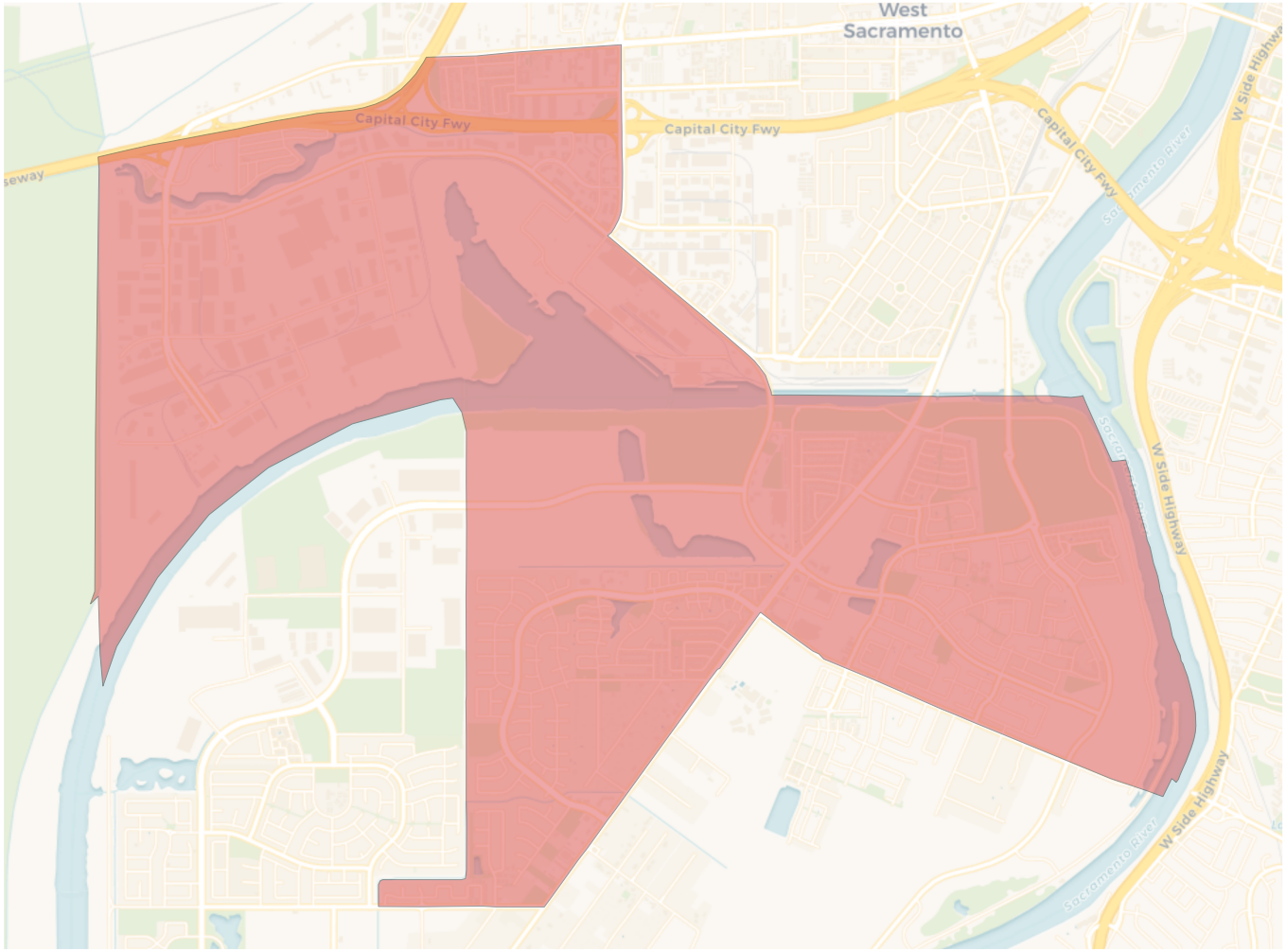

2020 Census

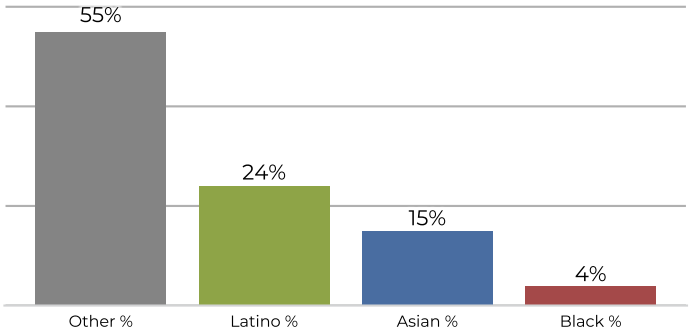

Citizen Voting Age Population

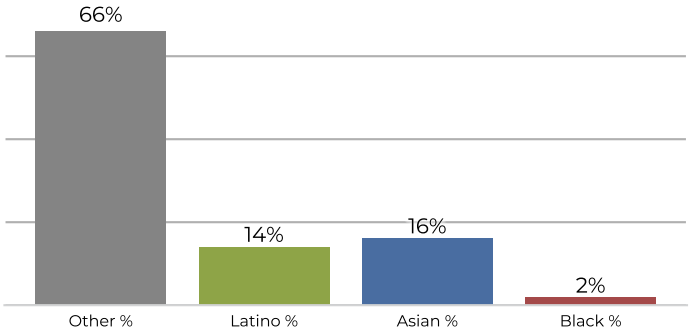

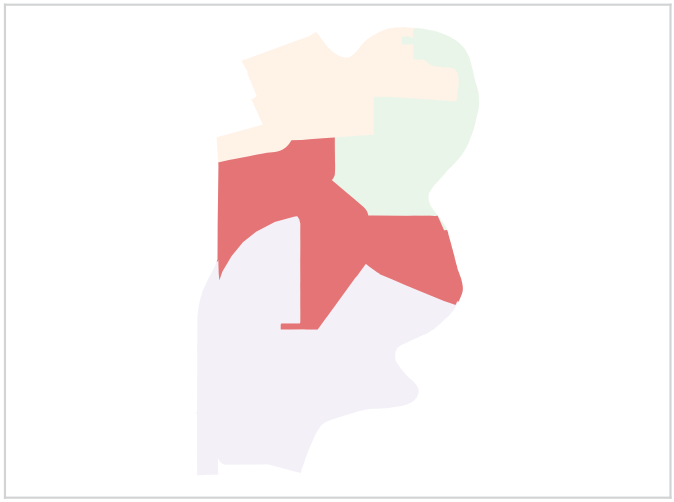

Population	Deviation	Deviation %	Other	Other %	Latino	Latino %	Asian	Asian %	Black	Black %
13,497	-22	-0.2%	7,499	55.6%	3,298	24.4%	2,117	15.7%	583	4.3%

Total CVAP	Other CVAP	Other CVAP %	Latino CVAP	Latino CVAP %	Asian CVAP	Asian CVAP %	Black CVAP	Black CVAP %
9,033	6,018	66.6%	1,323	14.6%	1,452	16.1%	240	2.7%

REDISTRICTING PARTNERS

City of West Sacramento

Draft Plan 5

District 4

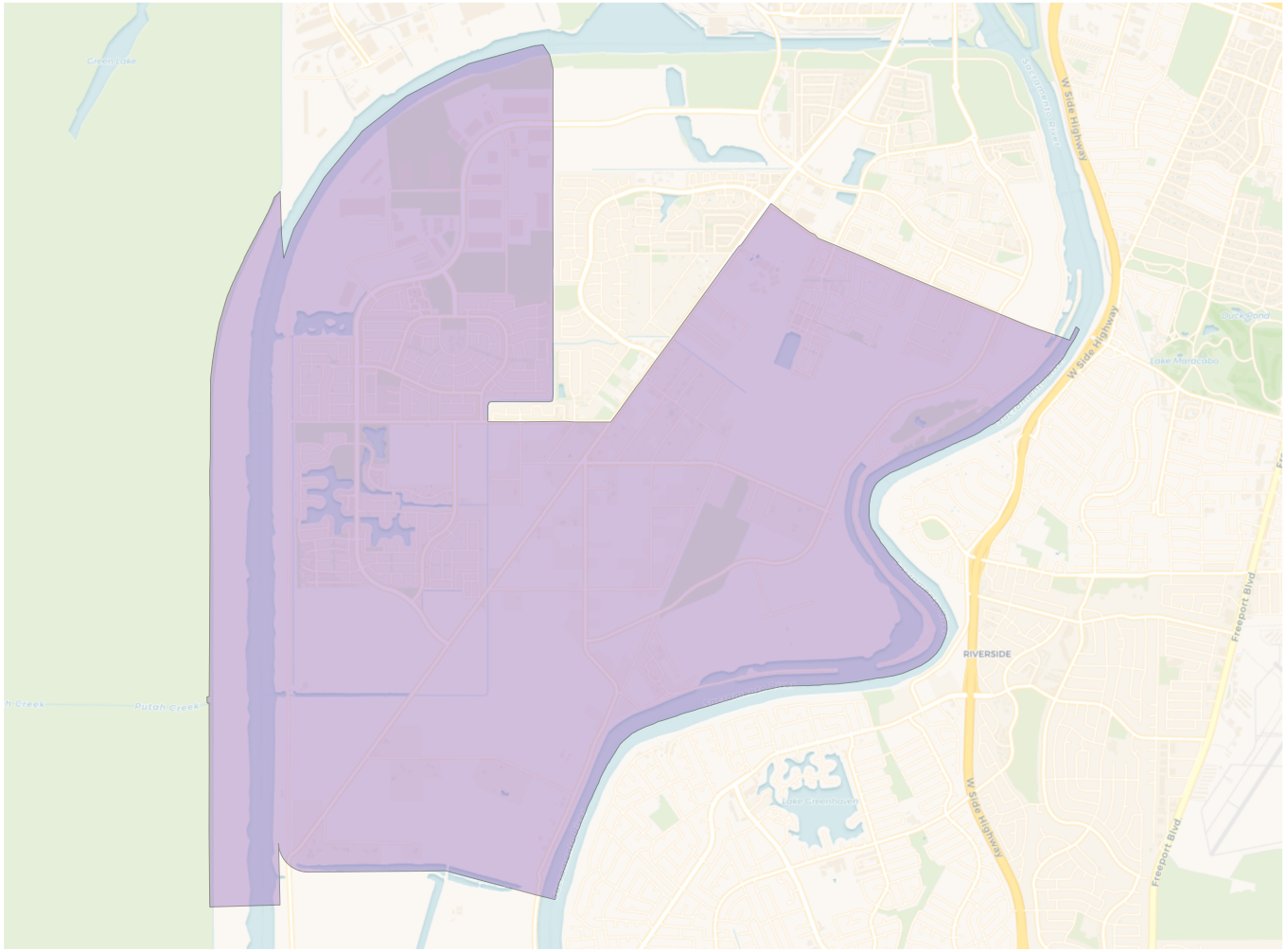

2020 Census

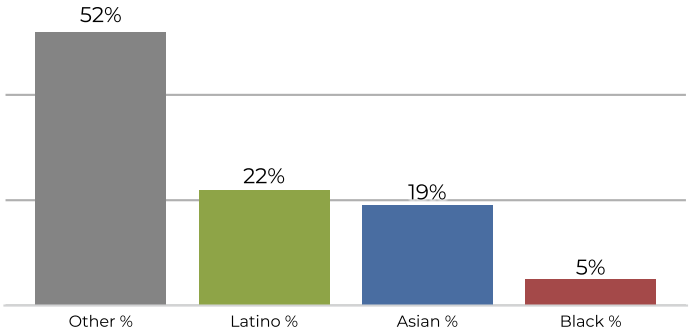

Citizen Voting Age Population

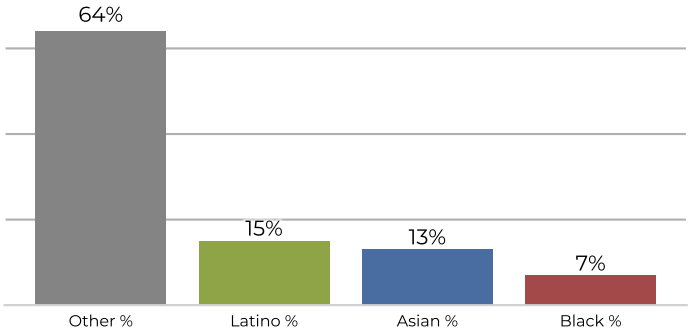

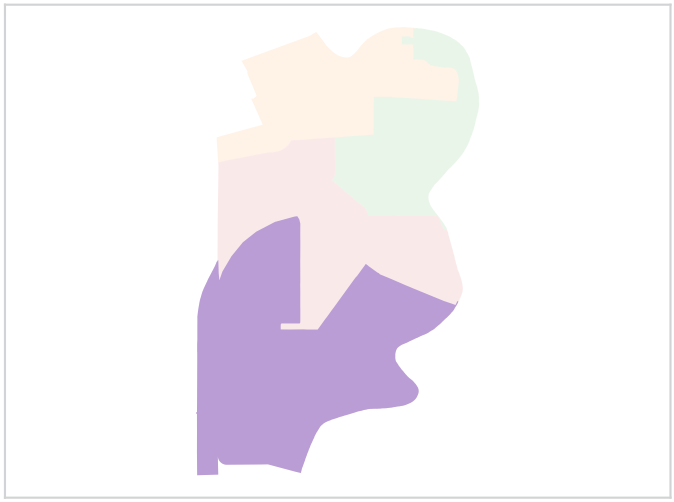

Population	Deviation	Deviation %	Other	Other %	Latino	Latino %	Asian	Asian %	Black	Black %
13,157	-362	-2.7%	6,852	52.1%	2,955	22.5%	2,609	19.8%	741	5.6%

Total CVAP	Other CVAP	Other CVAP %	Latino CVAP	Latino CVAP %	Asian CVAP	Asian CVAP %	Black CVAP	Black CVAP %
8,092	5,175	64.0%	1,226	15.2%	1,075	13.3%	616	7.6%