REDISTRICTING PARTNERS

City of West Sacramento

Draft Plan 4A

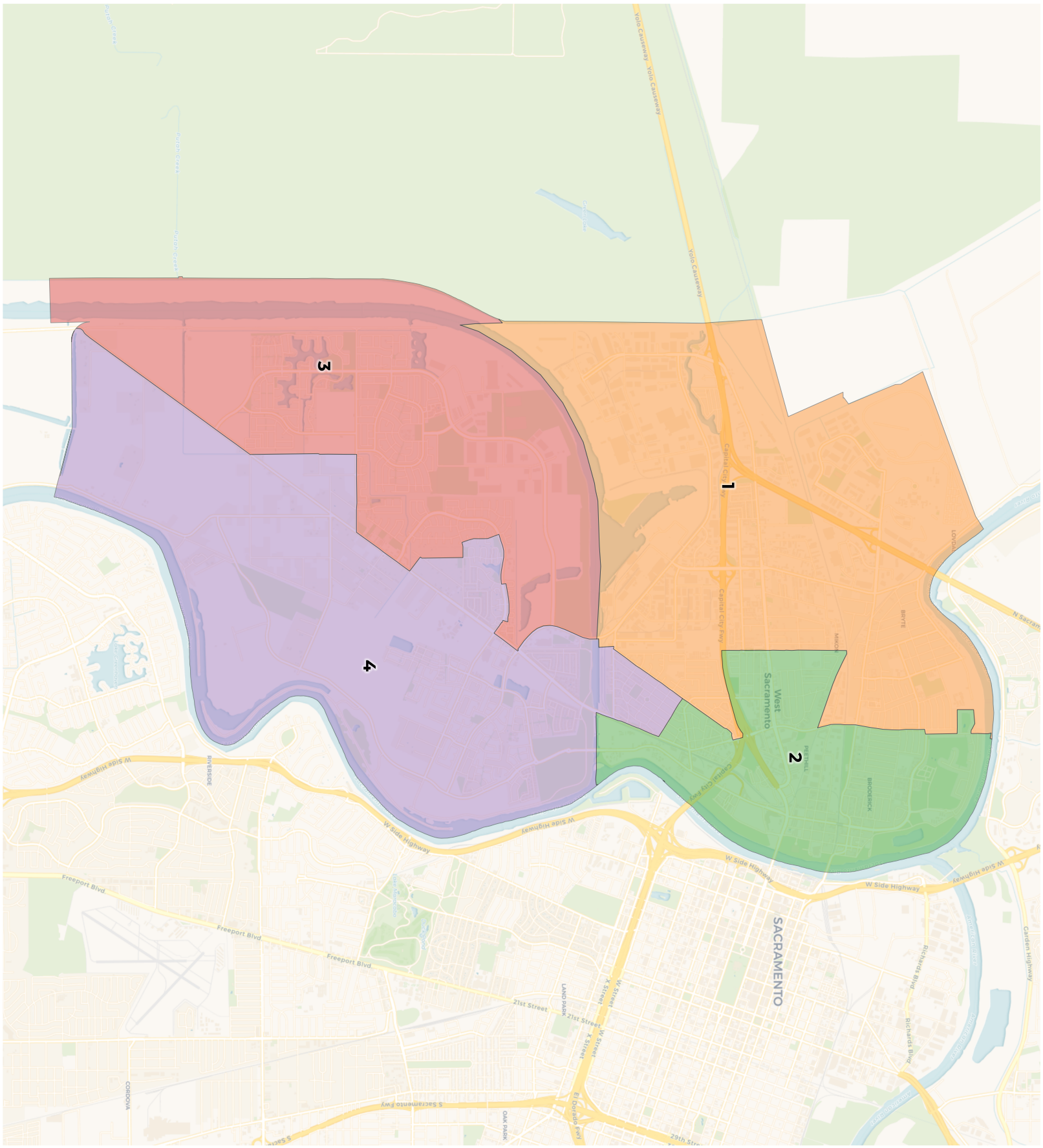

REDISTRICTING PARTNERS

City of West Sacramento
Draft Plan 4A

2020 Census

	1	2	3	4
Population	14,309	13,519	13,177	13,072
Deviation	790	0	-342	-447
Deviation %	5.8%	0.0%	-2.5%	-3.3%
Other	6,634	5,950	7,067	7,435
Other %	46.4%	44.0%	53.6%	56.9%
Latino	6,006	5,435	2,948	2,935
Latino %	42.0%	40.2%	22.4%	22.5%
Asian	1,137	1,348	2,408	2,251
Asian %	7.9%	10.0%	18.3%	17.2%
Black	532	786	754	451
Black %	3.7%	5.8%	5.7%	3.5%

Citizen Voting Age Population (CVAP)

	1	2	3	4
Total CVAP	8,290	7,722	8,702	8,830
Other CVAP	4,819	4,326	5,522	5,982
Other CVAP %	58.1%	56.0%	63.5%	67.7%
Latino CVAP	2,268	2,191	1,424	1,262
Latino CVAP %	27.4%	28.4%	16.4%	14.3%
Asian CVAP	615	566	1,137	1,362
Asian CVAP %	7.4%	7.3%	13.1%	15.4%
Black CVAP	588	639	619	224
Black CVAP %	7.1%	8.3%	7.1%	2.5%

REDISTRICTING PARTNERS

City of West Sacramento

Draft Plan 4A

District 1

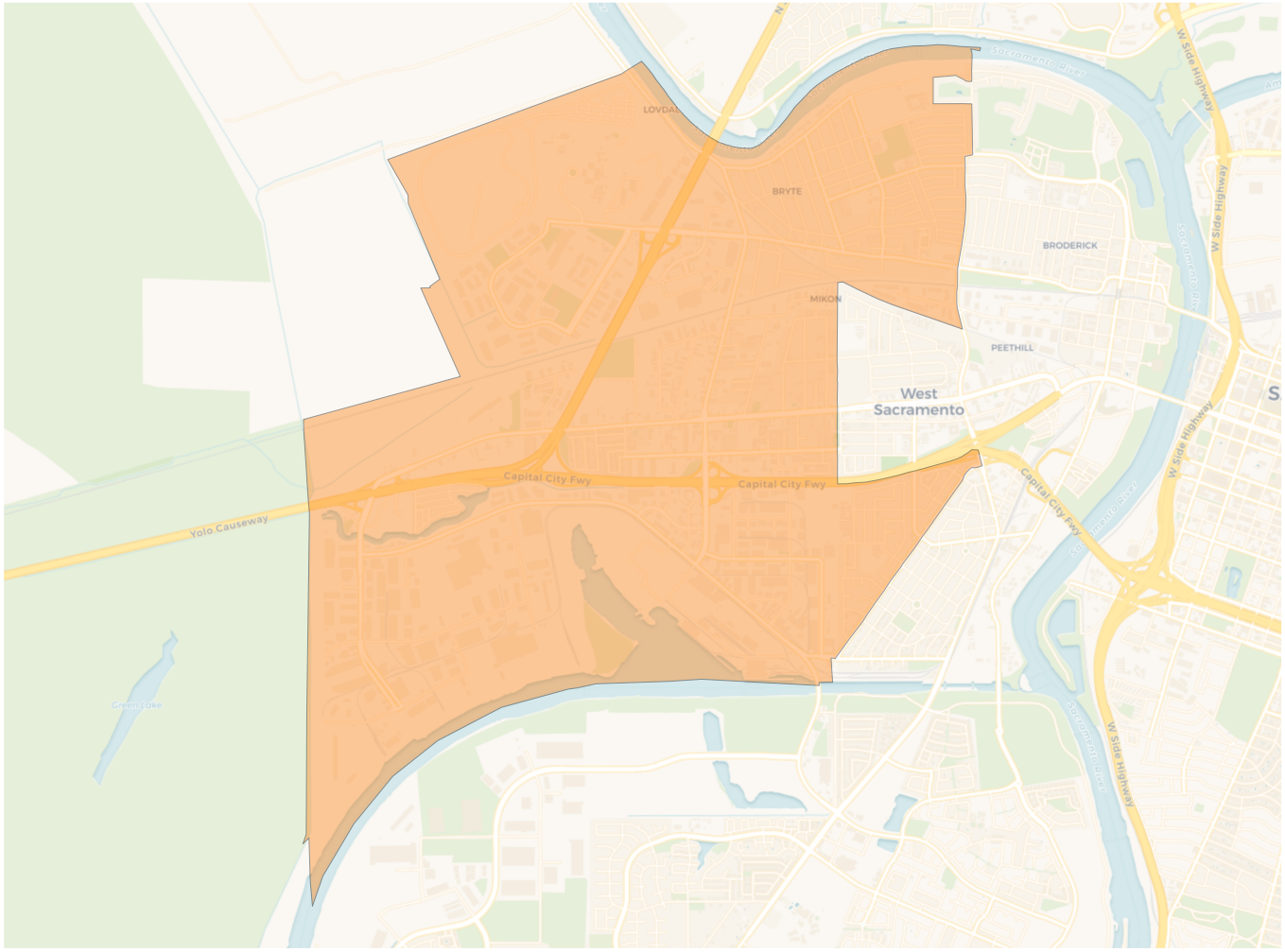

2020 Census

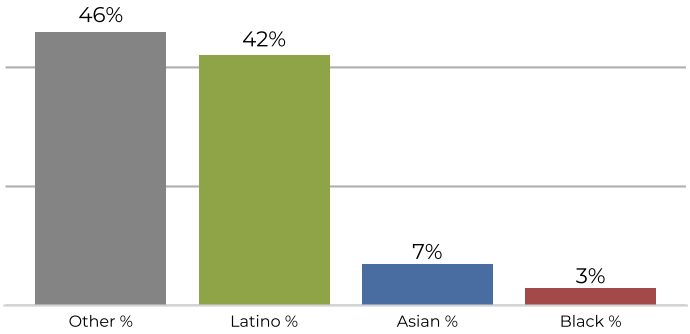

Citizen Voting Age Population

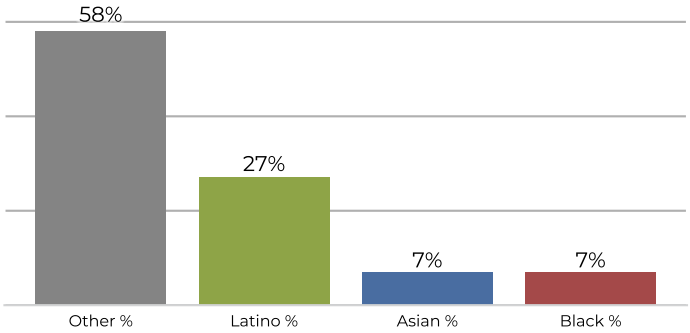



Population	Deviation	Deviation %	Other	Other %	Latino	Latino %	Asian	Asian %	Black	Black %
14,309	790	5.8%	6,634	46.4%	6,006	42.0%	1,137	7.9%	532	3.7%

Total CVAP	Other CVAP	Other CVAP %	Latino CVAP	Latino CVAP %	Asian CVAP	Asian CVAP %	Black CVAP	Black CVAP %
8,290	4,819	58.1%	2,268	27.4%	615	7.4%	588	7.1%

REDISTRICTING PARTNERS

City of West Sacramento

Draft Plan 4A

District 2

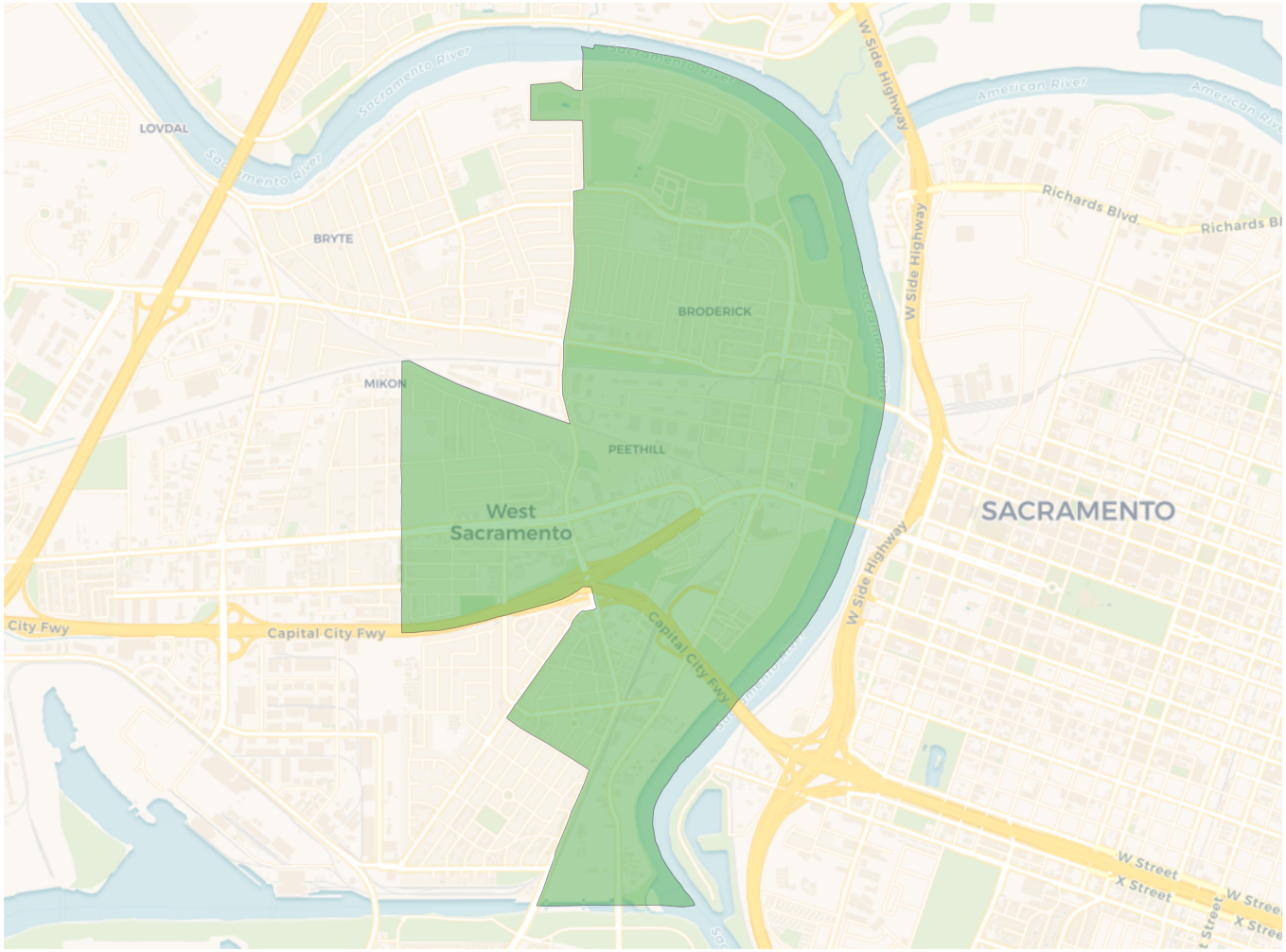

2020 Census

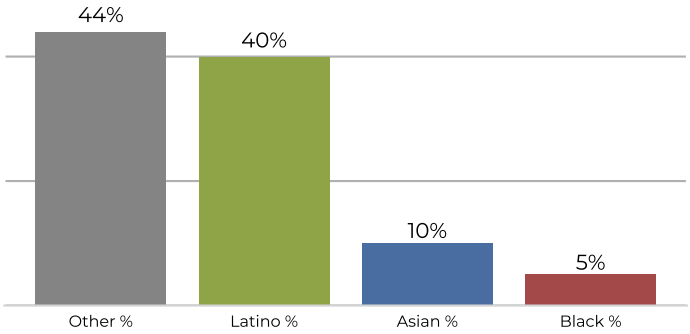

Citizen Voting Age Population

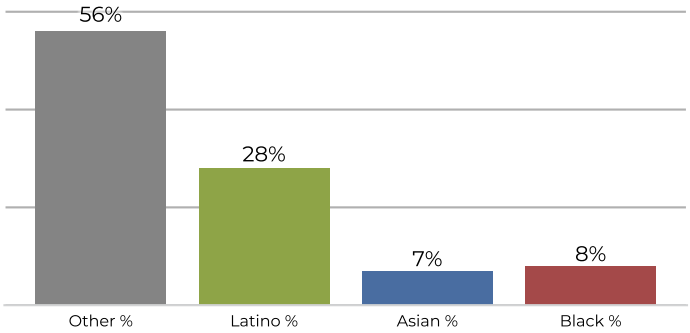

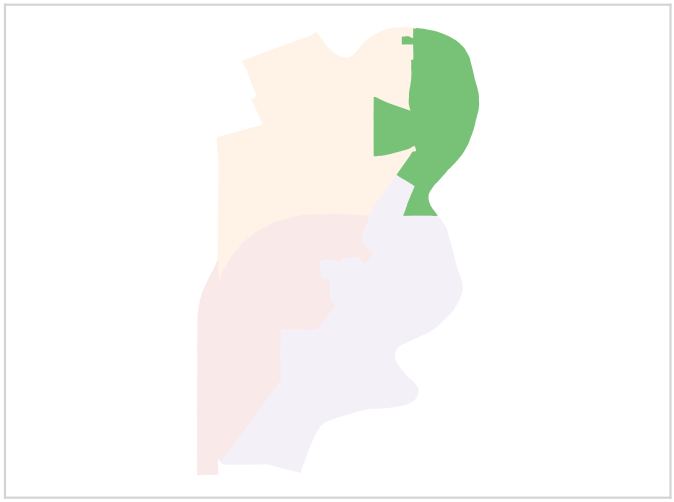

Population	Deviation	Deviation %	Other	Other %	Latino	Latino %	Asian	Asian %	Black	Black %
13,519	0	0.0%	5,950	44.0%	5,435	40.2%	1,348	10.0%	786	5.8%

Total CVAP	Other CVAP	Other CVAP %	Latino CVAP	Latino CVAP %	Asian CVAP	Asian CVAP %	Black CVAP	Black CVAP %
7,722	4,326	56.0%	2,191	28.4%	566	7.3%	639	8.3%

REDISTRICTING PARTNERS

City of West Sacramento

Draft Plan 4A

District 3

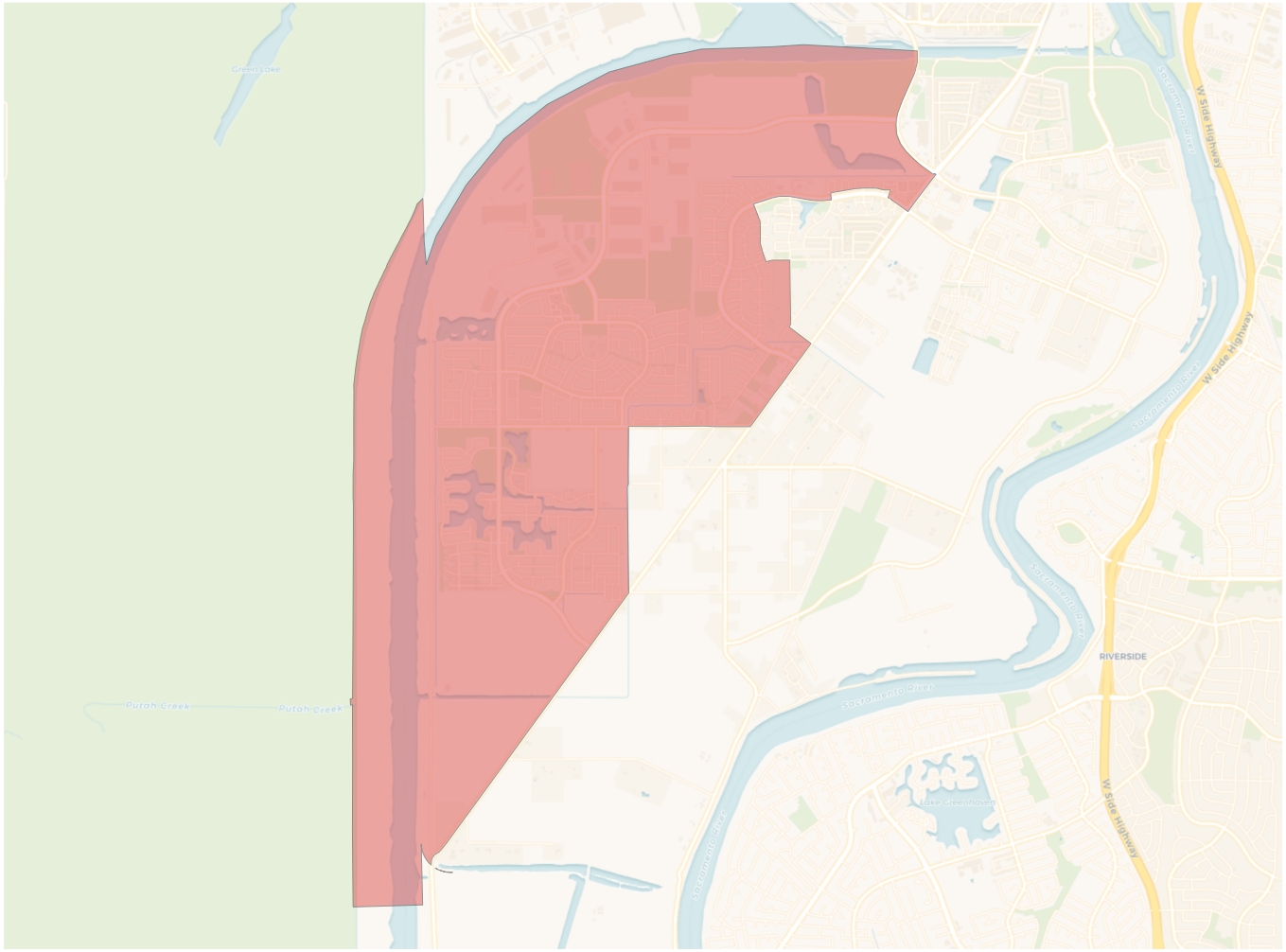

2020 Census

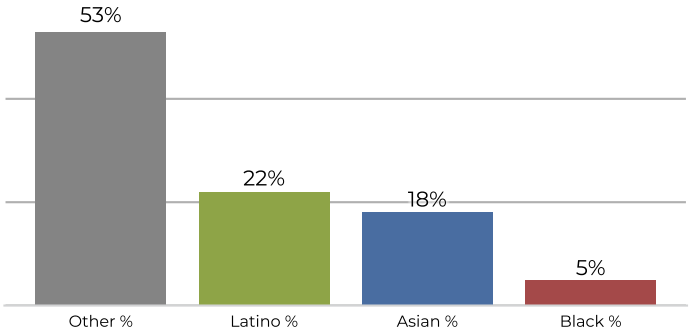

Citizen Voting Age Population

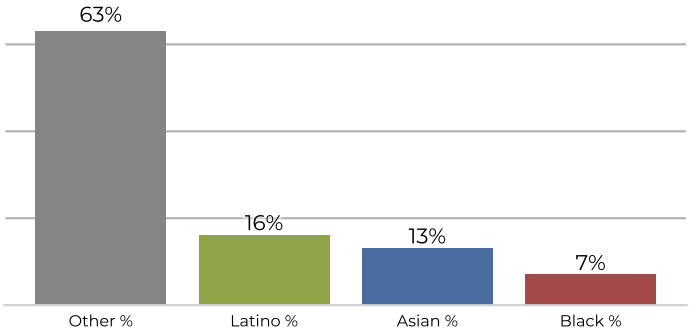

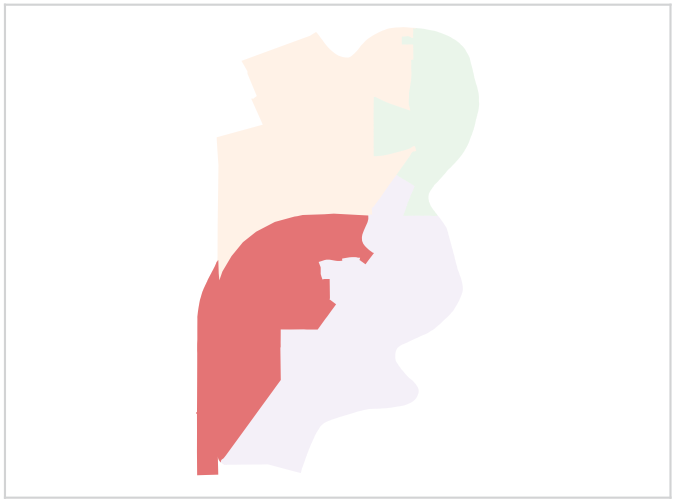

Population	Deviation	Deviation %	Other	Other %	Latino	Latino %	Asian	Asian %	Black	Black %
13,177	-342	-2.5%	7,067	53.6%	2,948	22.4%	2,408	18.3%	754	5.7%

Total CVAP	Other CVAP	Other CVAP %	Latino CVAP	Latino CVAP %	Asian CVAP	Asian CVAP %	Black CVAP	Black CVAP %
8,702	5,522	63.5%	1,424	16.4%	1,137	13.1%	619	7.1%

REDISTRICTING PARTNERS

City of West Sacramento

Draft Plan 4A

District 4

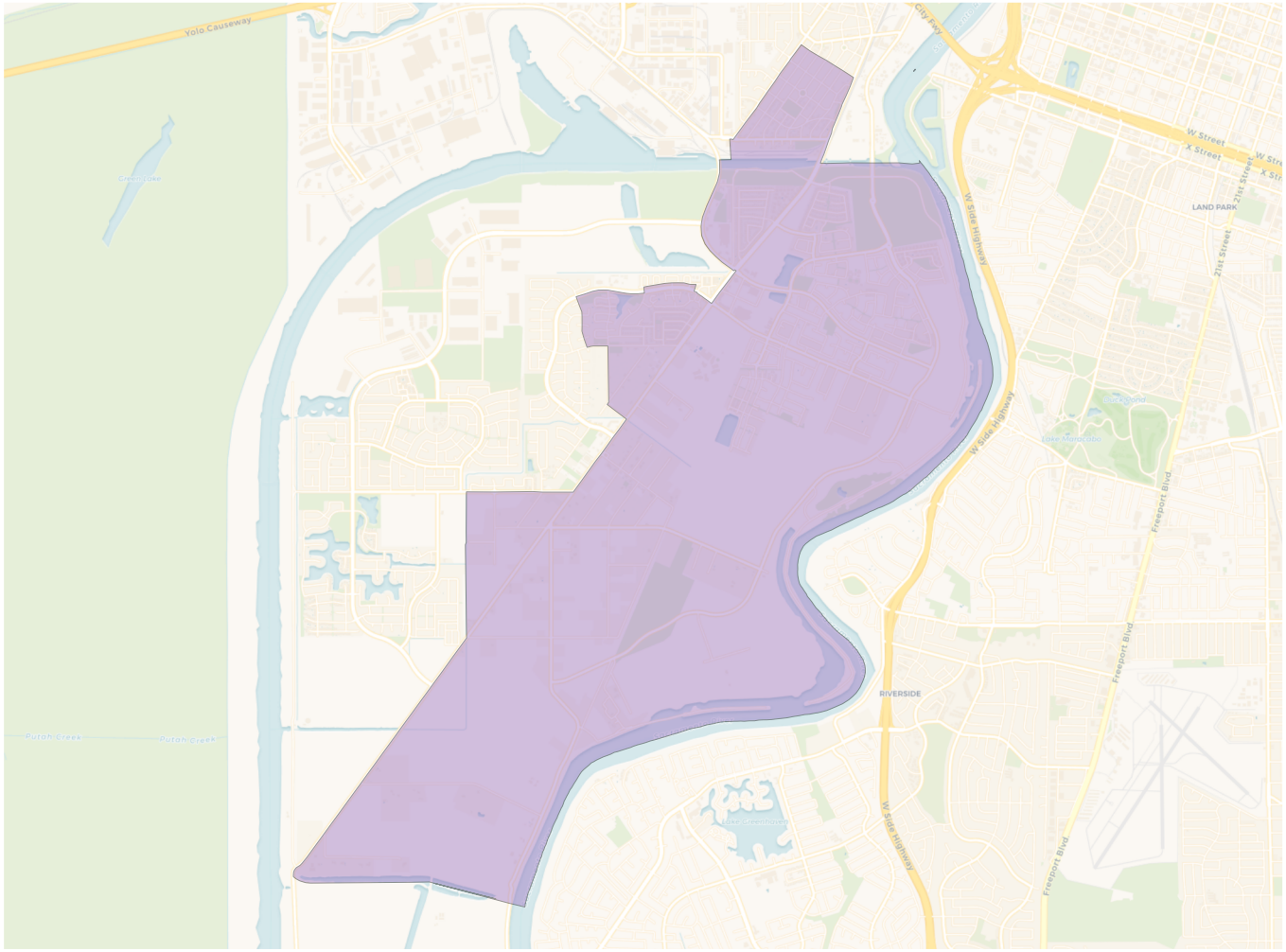

2020 Census

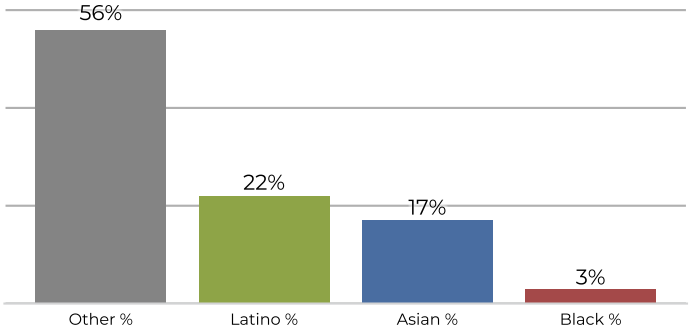

Citizen Voting Age Population

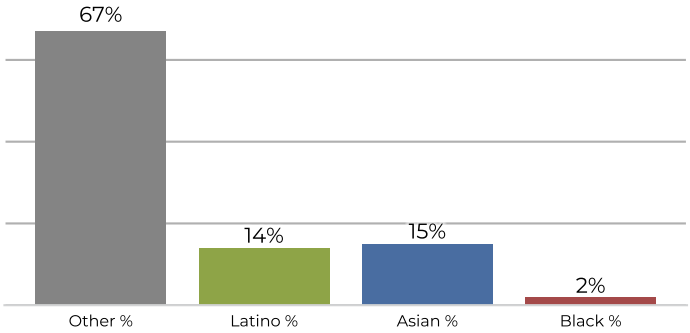

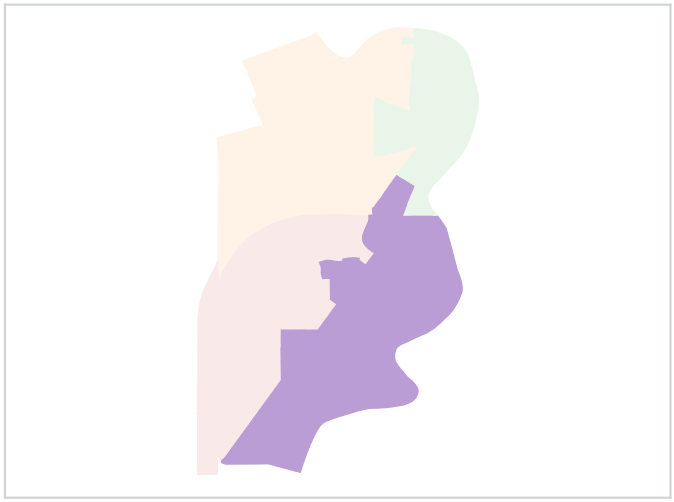

Population	Deviation	Deviation %	Other	Other %	Latino	Latino %	Asian	Asian %	Black	Black %
13,072	-447	-3.3%	7,435	56.9%	2,935	22.5%	2,251	17.2%	451	3.5%

Total CVAP	Other CVAP	Other CVAP %	Latino CVAP	Latino CVAP %	Asian CVAP	Asian CVAP %	Black CVAP	Black CVAP %
8,830	5,982	67.7%	1,262	14.3%	1,362	15.4%	224	2.5%