REDISTRICTING PARTNERS

City of West Sacramento

Draft Plan 3

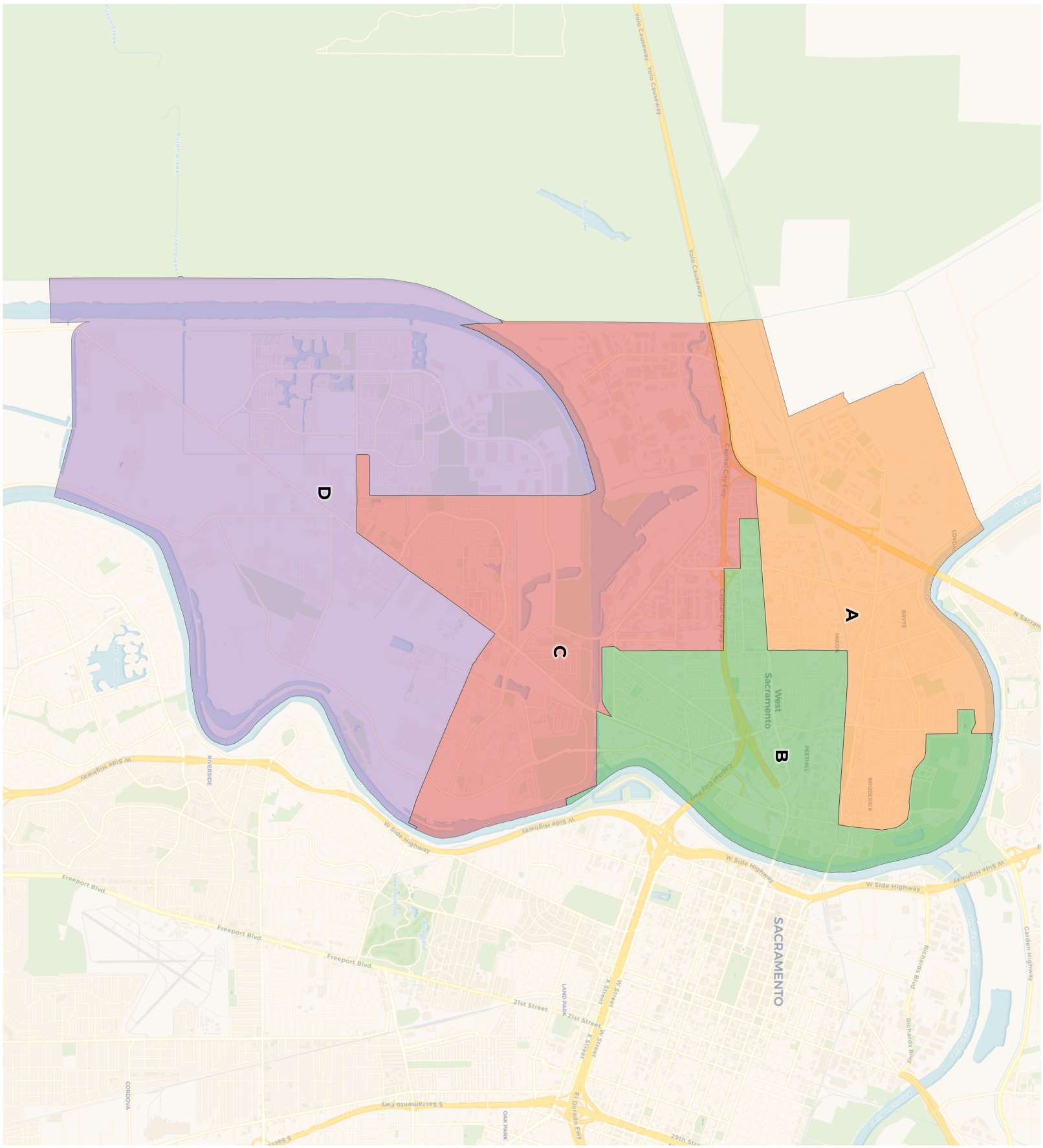

REDISTRICTING PARTNERS

City of West Sacramento
Draft Plan 3

2020 Census

	A	B	C	D
Population	13,535	14,181	13,204	13,157
Deviation	16	662	-315	-362
Deviation %	0.1%	4.9%	-2.3%	-2.7%
Other	5,706	7,101	7,427	6,852
Other %	42.2%	50.1%	56.2%	52.1%
Latino	6,392	4,840	3,137	2,955
Latino %	47.2%	34.1%	23.8%	22.5%
Asian	961	1,485	2,089	2,609
Asian %	7.1%	10.5%	15.8%	19.8%
Black	476	755	551	741
Black %	3.5%	5.3%	4.2%	5.6%

Citizen Voting Age Population (CVAP)

	A	B	C	D
Total CVAP	7,819	8,725	8,908	8,092
Other CVAP	4,117	5,400	5,957	5,175
Other CVAP %	52.7%	61.9%	66.9%	64.0%
Latino CVAP	2,461	2,187	1,271	1,226
Latino CVAP %	31.5%	25.1%	14.3%	15.2%
Asian CVAP	663	502	1,440	1,075
Asian CVAP %	8.5%	5.8%	16.2%	13.3%
Black CVAP	578	636	240	616
Black CVAP %	7.4%	7.3%	2.7%	7.6%

REDISTRICTING PARTNERS

City of West Sacramento

Draft Plan 3

District A

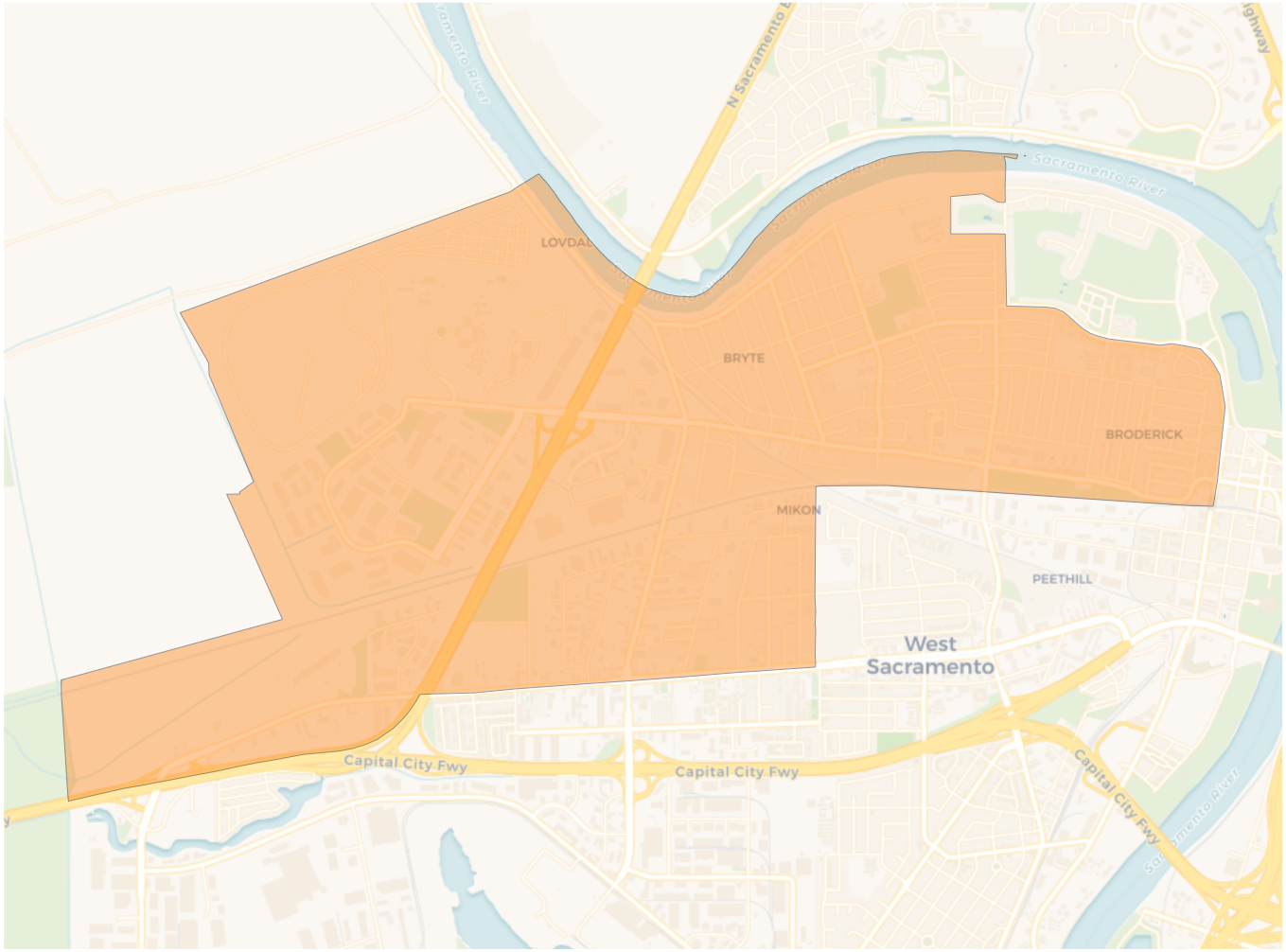

2020 Census

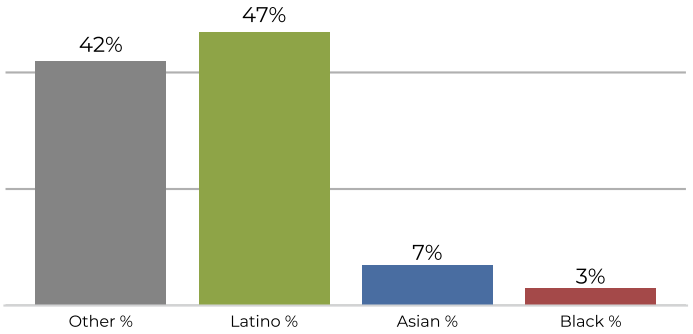

Citizen Voting Age Population

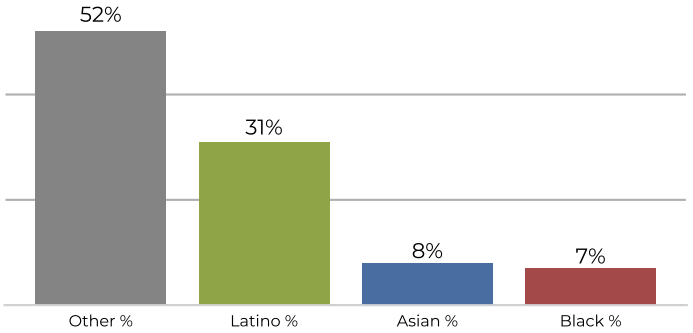

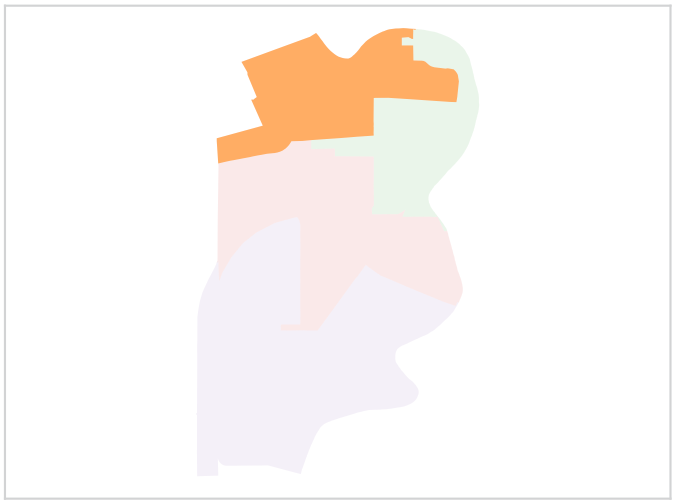

Population	Deviation	Deviation %	Other	Other %	Latino	Latino %	Asian	Asian %	Black	Black %
13,535	16	0.1%	5,706	42.2%	6,392	47.2%	961	7.1%	476	3.5%

Total CVAP	Other CVAP	Other CVAP %	Latino CVAP	Latino CVAP %	Asian CVAP	Asian CVAP %	Black CVAP	Black CVAP %
7,819	4,117	52.7%	2,461	31.5%	663	8.5%	578	7.4%

REDISTRICTING PARTNERS

City of West Sacramento

Draft Plan 3

District B

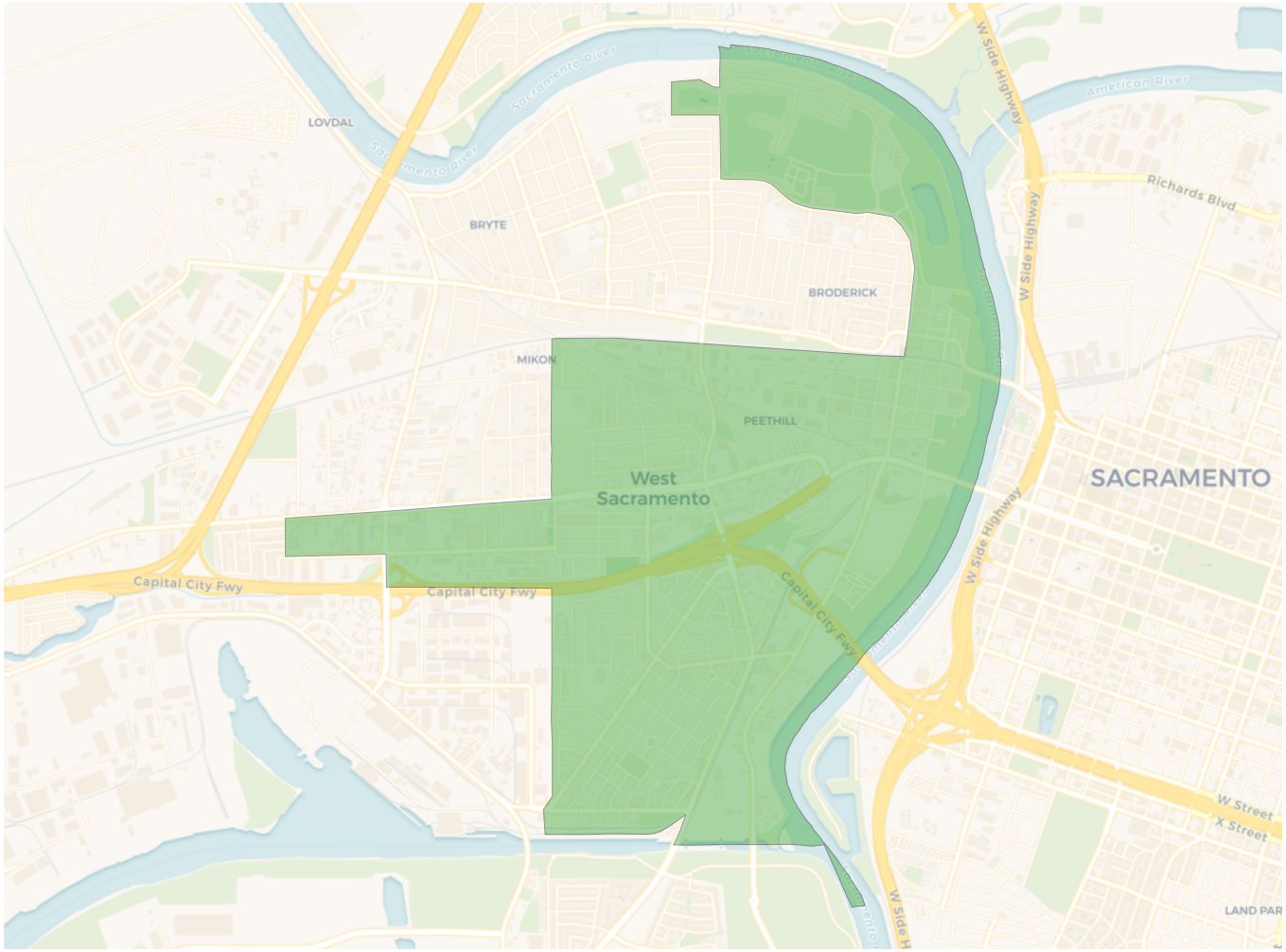

2020 Census

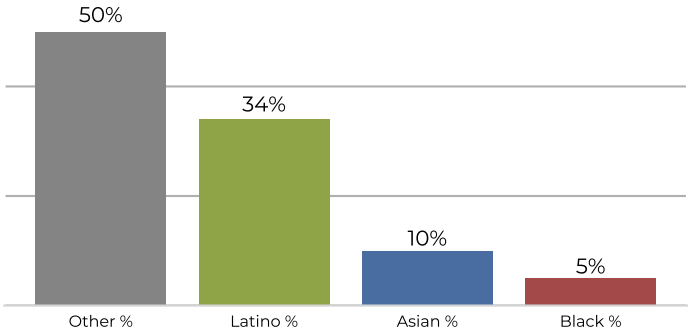

Citizen Voting Age Population

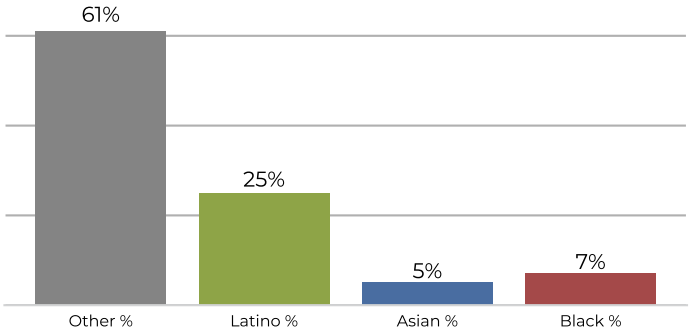

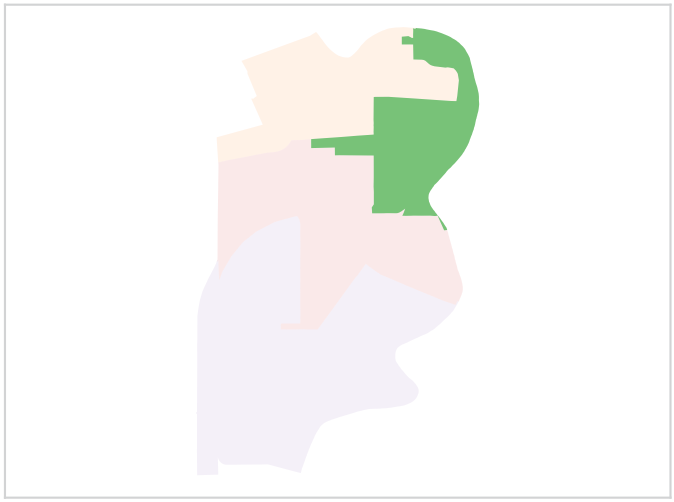

Population	Deviation	Deviation %	Other	Other %	Latino	Latino %	Asian	Asian %	Black	Black %
14,181	662	4.9%	7,101	50.1%	4,840	34.1%	1,485	10.5%	755	5.3%

Total CVAP	Other CVAP	Other CVAP %	Latino CVAP	Latino CVAP %	Asian CVAP	Asian CVAP %	Black CVAP	Black CVAP %
8,725	5,400	61.9%	2,187	25.1%	502	5.8%	636	7.3%

REDISTRICTING PARTNERS

City of West Sacramento

Draft Plan 3

District C

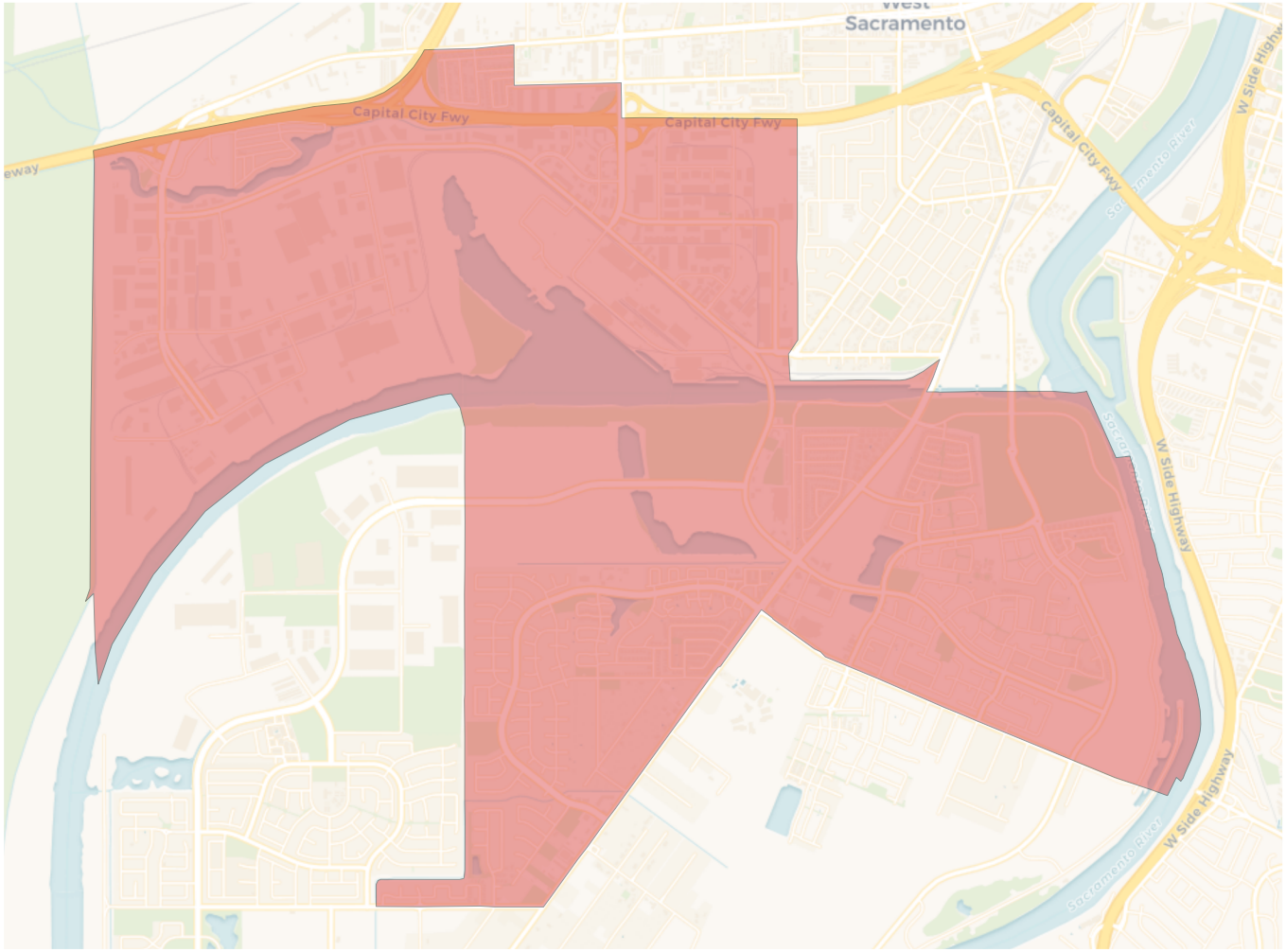

2020 Census

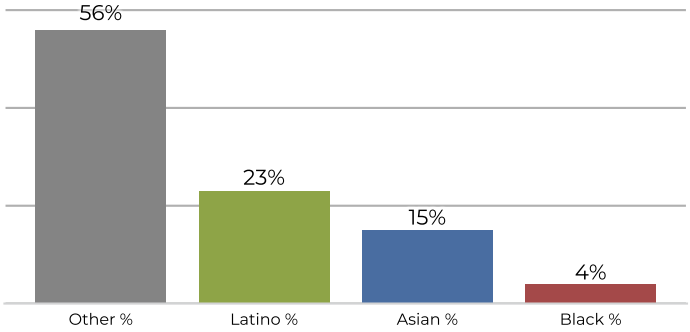

Citizen Voting Age Population

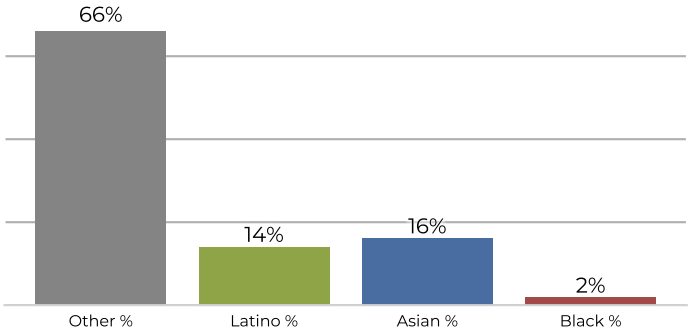

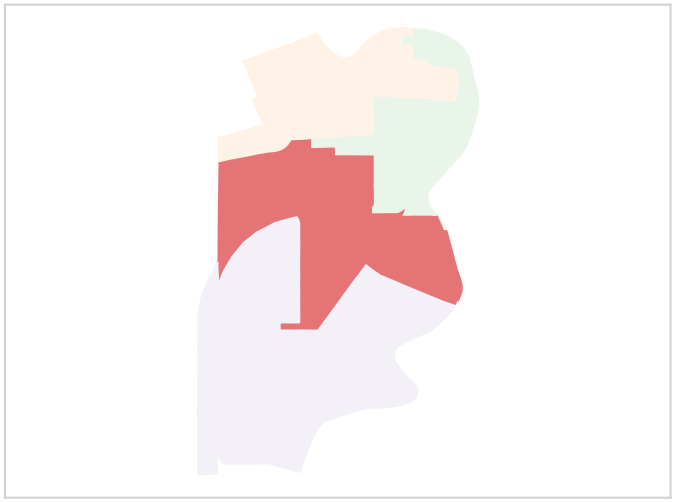

Population	Deviation	Deviation %	Other	Other %	Latino	Latino %	Asian	Asian %	Black	Black %
13,204	-315	-2.3%	7,427	56.2%	3,137	23.8%	2,089	15.8%	551	4.2%

Total CVAP	Other CVAP	Other CVAP %	Latino CVAP	Latino CVAP %	Asian CVAP	Asian CVAP %	Black CVAP	Black CVAP %
8,908	5,957	66.9%	1,271	14.3%	1,440	16.2%	240	2.7%

REDISTRICTING PARTNERS

City of West Sacramento

Draft Plan 3

District D

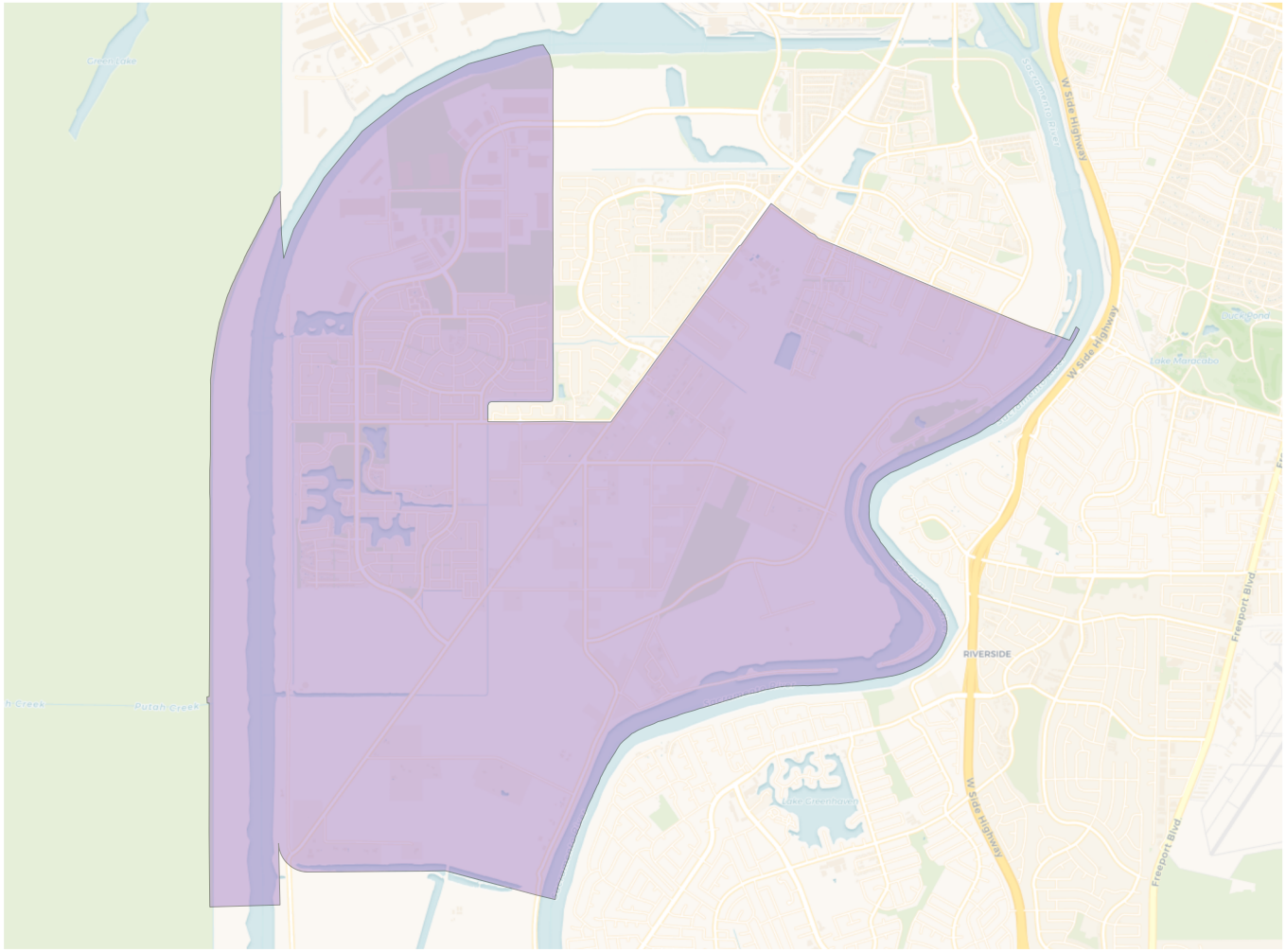

2020 Census

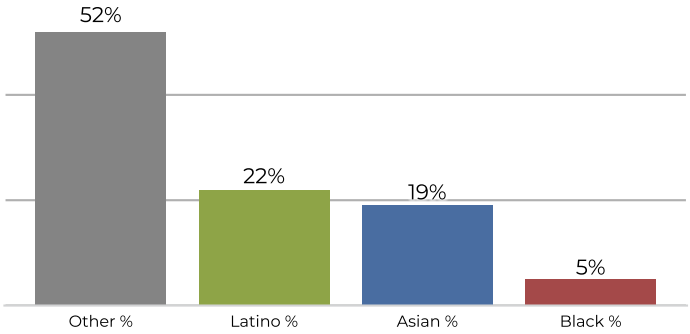

Citizen Voting Age Population

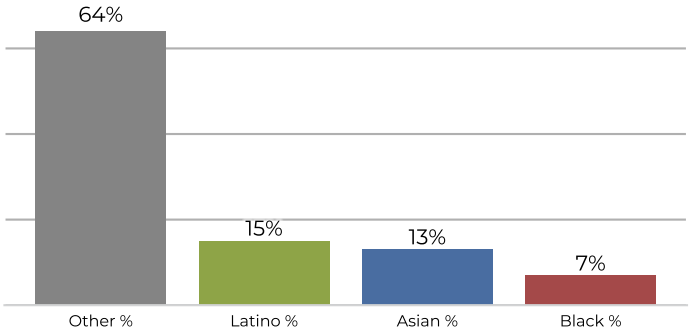



Population	Deviation	Deviation %	Other	Other %	Latino	Latino %	Asian	Asian %	Black	Black %
13,157	-362	-2.7%	6,852	52.1%	2,955	22.5%	2,609	19.8%	741	5.6%

Total CVAP	Other CVAP	Other CVAP %	Latino CVAP	Latino CVAP %	Asian CVAP	Asian CVAP %	Black CVAP	Black CVAP %
8,092	5,175	64.0%	1,226	15.2%	1,075	13.3%	616	7.6%